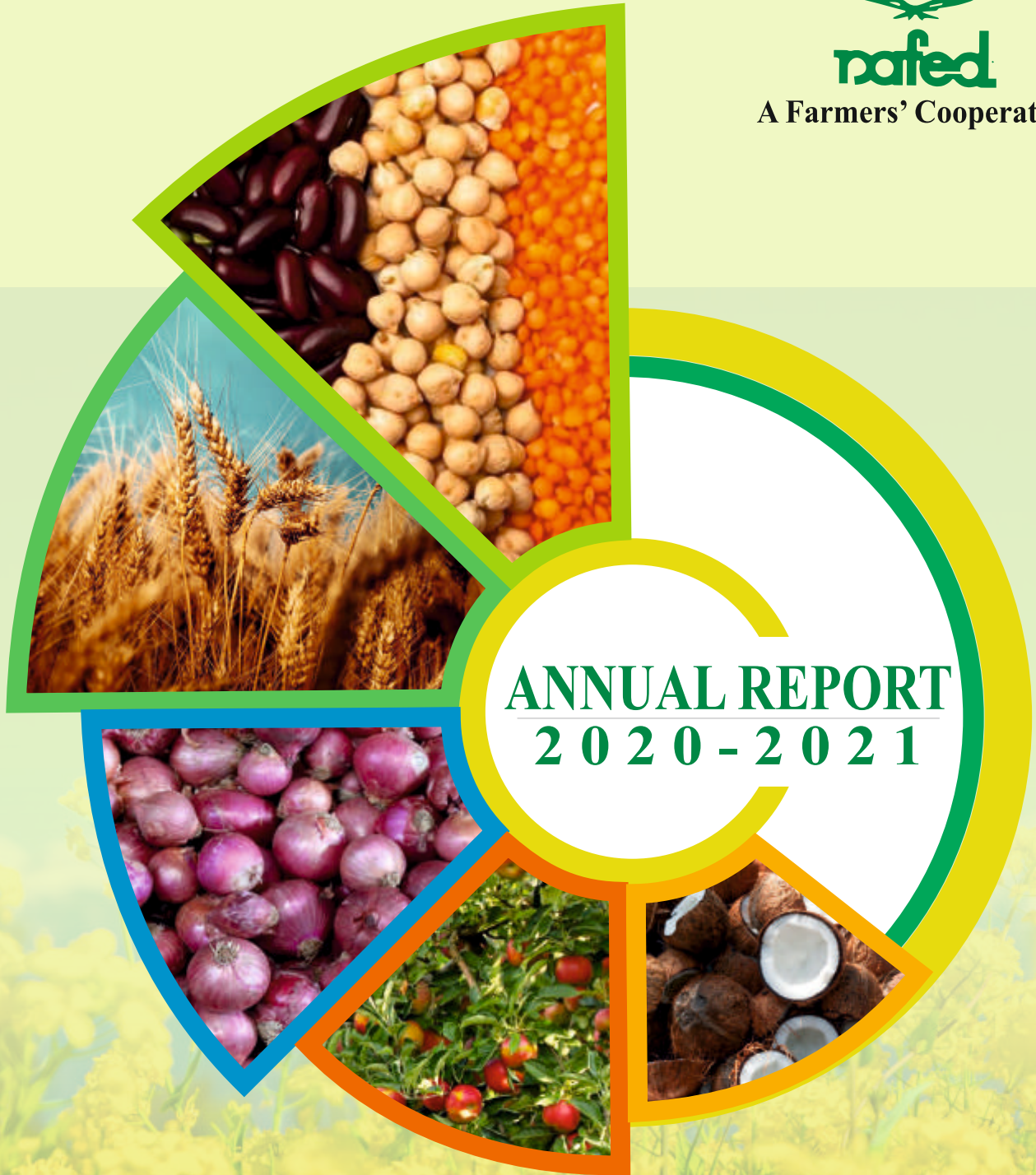




nafed

A Farmers' Cooperative



ANNUAL REPORT
2020 - 2021

**National Agricultural Cooperative
Marketing Federation of India Ltd. (NAFED)**

An Earnest Request

Finance & Accounts, Co-ordination & Public Relation Divisions have exercised due diligence and care while compiling and printing information/data in this Annual Report. However, if by any chance, mistake of any nature had escaped our notice, we request you to be magnanimous and treat the same as an act of human error.

Thanks
PR Division
Tel. : +91-11-26340019



“ Chota Kisan bane desh ki shaan! It is our dream, our mantra that small farmers become the pride of the country. In the years to come, we've to further increase the collective strength of small farmers. ”

Hon'ble Prime Minister Shri Narendra Modi

(In his Address to the Nation on 74th Independence Day)



VISION STATEMENT OF NAFED



To be Global
Cooperative
Leader in
Providing
Marketing
Solutions for
Agricultural
Commodities
through Efficient
Market Linkage
of Farmers,
Government and
Consumers

CHAPTER NO.	CONTENTS	PAGE NO.
	Vision Statement of NAFED	02
	Message from the Managing Director	04
1	Agricultural Scenario in India : An Overview	06
2	Board of Directors (2020-21)	10
3	Management Team of NAFED (2020-21)	12
4	Meetings held during 01.04.2020 to 31.03.2021	13
5	Membership of NAFED	15
6	NAFED at a Glance	16
7	NAFED's Financial Journey of Last 6 Years	19
8	NAFED'S Arms to Success	21
	8.1 Pulses & Oilseeds	22
	8.2 Food Grains	26
	8.3 Outright Business	28
	8.4 Institutional Supplies	29
	8.5 International Trade	31
	8.6 Sustainable Agriculture through Organic Farming	33
	8.7 Industrial Units and Properties	35
	8.8 Bio-Fertilizers	37
	8.9 Seed Business	38
	8.10 Horticulture	40
	8.11 Consumer Marketing	42
	8.12 National Animal Disease Control Programme (NADCP)	45
	8.13 Agri Waste Management (AWM)	46
	8.14 Farmer Outreach & Facilitation (FOF)	47
9	Information Technology	52
10	Legal & Tie up	54
11	Public Relations	55
12	Personnel, HRD, Vigilance & Library	58
13	Hindi	60
14	National Horticultural Research and Development Foundation (NHRDF)	61
15	Financials	64

CONTENTS



FROM THE DESK OF THE MANAGING DIRECTOR

“At NAFED, we believe in delivering excellence and setting benchmarks. The Federation takes pride in serving the farmers of the nation for more than 6 decades.”

SHRI SANJEEV KUMAR CHADHA
MANAGING DIRECTOR, NAFED

Dear Friends

The year 2020-21 was a uniquely challenging year for all due to the onset of COVID 19 Pandemic. As I reflect on the year gone by, despite the insurmountable hardships posed by the Pandemic, the officers and staff and NAFED have demonstrated courage, conviction and resilience, rising beyond the call of duty to fulfill NAFED's mission of serving the farmers. Unfortunately we also lost a few of our colleagues to COVID. On behalf of myself and NAFED family, I would like to extend my heartfelt condolences to their families.

I would also like to extend my condolences to those of you who may have lost your near and dear ones to this deadly disease.

As I complete my 5th year of journey in NAFED, it gives me immense pleasure to present a summary of the business activities of the Federation for the year 2020-21.

It is a matter of pride for all of us that for the last 5-6 years or so, NAFED has been constantly achieving new heights. During the year 2020-21, a turnover of Rs.36,894.95 crore has been registered, which is the highest ever in the history of NAFED. The Federation has also earned a gross profit of Rs.467.78 crore before tax and a net profit of Rs.243.94 crore after meeting out the liability of deferred tax and income tax.

It gives me immense pleasure to inform you that as a result of continued improved performance of the Federation since 2016-17, its net worth became positive during 2020-21 after a gap of many years, resulting in our borrowing limit of Rs.2183.40 crore, which we may utilize for undertaking our commercial operations.

Procurement of Oilseeds and Pulses under Price Support Scheme (PSS) of the Government of India continues to be an important activity for the Federation. During the year NAFED made procurement of 34.56 lakh MTs of Gram, Mustardeed, Groundnut, Toor, etc. valuing Rs.17,413.09 crore which also includes procurement of pulses of the order of Rs.529.76 crore under Price Stabilization Fund (PSF) for buffer stocking on behalf of the Government of India. During the last five years (2016-17 to 2020-21), NAFED has purchased a quantity of 182.80 lakh MT of Oilseeds and Pulses under PSS and PSF schemes of the Government of India valuing more than Rs. 1 lakh crore benefiting large number of farmers across the country.

NAFED also made procurement of Paddy, Wheat and Maize in various States. The procurement of paddy in the States of U.P., W.B., M.P., Uttrakhand and Assam, as a State Agency on behalf of Food Corporation of India and State Governments touched new heights.

Around 5.89 lakh MT of foodgrains valuing Rs.1,113 crore was procured during the year.

As in the previous years, as an agency of the Government of India, NAFED supplied a quantity of 18.76 lakh MT of processed/whole pulses to the Armed Forces and State/UT Governments under various schemes, such as, ICDS, MDM, PDS, etc. including Pradhan Mantri Garib Kalyan Ann Yojna (PMGKAY) and Atam Nirbhar Bharat (ANB) to mitigate the hardship of poor people covering around 20 crore households. NAFED earned a service charge of Rs.122.10 crore in these operations.

NAFED exported/supplied various food, agro commodities and articles of the order of Rs.31 crore to various countries like Maldives, Zambia, Syria, etc. as humanitarian assistance on behalf of the Government of India during the year. In addition, a quantity of 1,50,000 MT Non-Basmati Rice has been exported to Government of Bangladesh under G to G initiative, thereby strengthening the ties between the two Governments.

During the year 2020-21, as per directions of Ministry of Consumer Affairs, Food & Public Distribution, NAFED procured over one lakh MT onions valuing Rs.105.97 crore for creating buffer stock under Price Stabilization Fund (PSF) of Government of India. Procurement was organized in the States of Maharashtra, Gujarat and Madhya Pradesh through Farmer producer companies (FPCs) and cooperative societies directly from the farmers. NAFED also imported a quantity of 2950 MT of onion valuing Rs.12.17 crore from Egypt and Iran and arranged distribution in Maharashtra, Karnataka, Kerala and Tamil Nadu.

NAFED has also strengthened its consumer marketing activities and opened new retail outlets of NAFED Bazaar at different locations in addition to launching various new consumer products like Pulses, Rice, Tea, Spices, Honey, Dry fruits, etc. in the brand name of NAFED, achieving a total turnover to the tune of Rs.24.17 crore at various locations.

NAFED has been appointed as National Implementing Agency under the mission for formation of 10,000 Farmer Producer Organizations (FPOs) by the Ministry of Agriculture and Farmers Welfare, Government of India. The Federation took over the Federation of Indian FPOs and Aggregators (FIFA) with the aim to support the farmers by providing them market linkages and post harvest infrastructure. FIFA has been specifically set up to provide incubation support to FPOs which includes Cooperative Societies and FP Companies. It has more than 600 FPOs as members. FIFA will work extensively for capacity building of FPOs and support them by providing linkages to markets of Agri-Produce as well as facilitate supply of quality agriculture inputs.

During the year NAFED has taken various new initiatives like formation of FPOs, creation of Multi-Portal Management System, contributing to sustainable agriculture and environment through organic farming, production of Bio-CBG, Seed production,

etc., which are yielding positive results and supplementing the income of NAFED. The Federation also ensured optimal use of its industrial units generating rental income of Rs.7.43 crore.

As improvement is a continuous process, in the non-business functional areas, such as, Personnel, HRD, Computerization, etc. further up gradation was brought in to achieve higher degree of efficiencies, wherever possible.

We are grateful for the valuable assistance and cooperation received by NAFED from its member constituents and all other cooperative organizations at the National, State and Primary levels. NAFED is also grateful to the Union Ministry of Agriculture, whose policies and schemes for the benefit of farming community in general and small farmers and tribals in particular have helped NAFED to achieve its objectives. NAFED would also like to place on record its gratitude and appreciation to the Ministry of Agriculture, Cooperation and Farmers Welfare for reposing their faith in selecting NAFED as a nodal agency for PSS, PSF and MIS operations. The Federation is also grateful to the Union Ministries of Commerce, Finance, Food & Consumer Affairs, Tribal Welfare, Railways and Niti Ayog whose policies have been conducive to the functioning of NAFED in the interest of farmers.

NAFED is also thankful to NCDC, RBI, SBI, Punjab and Sind Bank, PNB, Bank of Baroda, Andhra Bank, Canara Bank, NCUI, APEDA, CWC, NHB, SFAC, IFFCO, KRIBHCO, NCCF, NHRDF, NSC, TRIFED, DGFT, Civil Supplies Corporations and State Warehousing Corporations, State level Seed Corporations and all other Government Departments and autonomous bodies which have helped NAFED directly or indirectly in achieving its targets.

I would also like to place on record my gratitude for the continued guidance and support received from the Hon'ble Chairman and the members of the Board, without whom it would not have been possible to achieve the performance of this level. Further, the support from our member constituents at all levels played an important role in successfully achieving the goals set by the Federation. I am confident that NAFED will continue to create long-term and sustainable value for member Federations/Societies.

I would like to thank all officers and employees of the Federation for the superb work done by them during the year and their dedication and commitment to fulfilling the obligations is exemplary, particularly in unprecedented situation of Covid-19 pandemic.

The year gone by has taught all of us to value health more than anything else. I wish all of you good health and happiness. Let us work together to take the Federation to even greater heights, while serving the farmers of the nation

Thank you,

(Sanjeev Kumar Chadha)

Agricultural Scenario in India : An Overview

*“AtmaNirbhar Krishi and AtmaNirbhar Kisan are
Important to achieve the goal of AtmaNirbhar Bharat”*

*Hon'ble Prime Minister Shri Narendra Modi,
in his address to the Nation on the 74th Independence Day*

The Government has set vision for New India that involves “Sabka Saath Sabka Vikas”. Transformation of the agriculture sector is crucial for achieving this vision as 44.2 percent of the workforce in the country is employed in agriculture (NSO 2019) and thus depend on agriculture for their livelihood (NSO 2019). The Future of Indian agriculture lies with Atamnirbhar farmers.

Agriculture sector plays a very important role in both economic development and Nation building. India is globally in the forefront of development of agriculture. More than 86% of farmers in the country are small and marginal. There is a need to facilitate our farmers with access to improved technology, credit, better input and more markets to incentivize them to produce better quality commodities. The recent reforms announced for the agriculture sector aim to address these issues.

Given the importance to the agriculture sector, the Government of India has taken several steps for its development in a sustainable manner. Steps have been taken to improve soil fertility through the Soil Health Card Scheme; to provide improved access to irrigation and enhanced water efficiency through Pradhan Mantri Krishi Sinchai Yojana (PMKSY); to support organic farming through Paramparagat Krishi Vikas Yojana (PKVY); and to support the creation

of a unified national agriculture market to boost the income of farmers.

As per the Land Use Statistics 2014-15, the total geographical area of the country is 328.7 million hectares, of which 140.1 million hectares is the reported net sown area and 198.4 million hectares is the gross cropped area with a cropping intensity of 142%. The net area sowed works out to 43% of the total geographical area. The net irrigated area is 68.4 million hectares.

Agriculture Gross Value Added (GVA): As per the estimates of National Income released by Central Statistics Office (CSO), Ministry of Statistics & Programme Implementation, the agriculture and allied sectors contributed approximately 16.0% of India's GVA at prevailing prices during 2018-19.

Doubling of Farmers' Income: The Government has set a target of doubling farmers' income by the year 2022. The Inter-Ministerial Committee constituted to examine issues relating to doubling of farmers' income has recommended a strategy to achieve doubling of farmers' income in real terms by the year 2022.

The Committee has identified main sources of income growth viz, improvement in crop and livestock productivity; resource use efficiency or savings in the

cost of production; increase in the cropping intensity; diversification towards high value crops; improvement in real prices received by farmers; and shift from farm to non-farm occupations. The Committee is also looking into the investments in agriculture e.g. increasing public investments for agriculture-rural roads, rural electricity, irrigation; and the need for policy support to enable investments by the corporate sector in agriculture.

The Government has been reorienting the agriculture sector by focusing on an income centeredness which goes beyond achieving merely the targeted production. The income approach focuses on achieving high productivity, reduced cost of cultivation and remunerative price on the produce, with a view to earn higher profits from farming. Various initiatives by way of schemes and policy reforms have been rolled out in consonance with this approach.

To achieve the target of doubling farmers' income, a number of schemes and programmes are being implemented by the Government i.e. Pradhan Mantri Krishi Sinchayee Yojana, Pradhan Mantri Fasal Bima Yojana, Paramparagat Krishi Vikas Yojana, Soil Health Scheme, Neem Coated Urea and e-National Agriculture Market. These are a few of the flagship programs that aim to improve the productivity and earnings of farmers.

Central Sector Scheme "Formation and Promotion of 10,000 new Farmer Producer Organizations (FPOs)"

Aggregation of small, marginal and landless farmers into FPOs will help enhance economic strength & market linkages of farmers for enhancing their income. Keeping this in mind, Government of India has launched a new Central Sector Scheme titled "Formation and Promotion of 10,000 Farmer Produce Organizations (FPOs)" with a clear strategy and committed resources to form and promote 10,000 new FPOs in the country with budgetary provision of Rs 6865 crore.

FPOs are to be developed in produce clusters, wherein agricultural and horticultural produces are

grown/ cultivated for leveraging economies of scale and improving market access for members. "One District One Product" clusters are to be promoted for specialization and better processing, marketing, branding & export.

Under this Central Sector Scheme with funding from Government of India, formation & Promotion of FPOs are to be done through the Implementing Agencies (IAs). Presently 09 Implementing Agencies (IAs) have been finalized for formation and promotion of FPOs viz. Small Farmers Agri-Business Consortium (SFAC), National Cooperative Development Corporation (NCDC), National Bank for Agriculture and Rural Development (NABARD), National Agricultural Cooperative Marketing Federation of India (NAFED), North Eastern Regional Agricultural Marketing Corporation Limited (NERAMAC), Tamil Nadu-Small Farmers Agri-Business Consortium (TN-SFAC), Small Farmers Agri-Business Consortium Haryana (SFACH), Watershed Development Department (WDD)-Karnataka & Foundation for Development of Rural Value Chains (FDRVC)- Ministry of Rural Development (MoRD).

Central Sector Scheme of financing facility under "Agriculture Infrastructure Fund"

The Govt. of India has launched a new pan India Central Sector Scheme-Agriculture Infrastructure Fund. The scheme shall provide a medium - long term debt financing facility for investment in viable projects for post-harvest management Infrastructure and community farming assets through interest subvention and financial support.

Under the scheme, Rs. One Lakh Crore will be provided by banks and financial institutions as loans to Primary Agricultural Credit Societies (PACS), Marketing Cooperative Societies, Farmer Producers Organizations (FPOs), Self Help Group (SHG), Farmers, Joint Liability Groups (JLG), Multipurpose Cooperative Societies, Agri-entrepreneurs, Startups, Aggregation Infrastructure Providers and Central/State agency or Local Body sponsored Public Private Partnership Project.

The scheme offers an opportunity to the cooperative sector for setting up of post harvest infrastructure.

Advance Crop Estimates for 2020-21 crop year

As per the third advance estimates released by Govt. of India on 25th May 2021, the food grain production in the country is estimated to reach the highest ever level of 305.44 million tonnes in comparison to the previous highest level of 297.50 million tonnes achieved last year. The production this year is higher by 2.7 percent in comparison to last year. The chief Rabi crops of wheat, gram and mustard are estimated to achieve the highest ever production levels. While the production of Mustard/Rape seed is pegged at record 9.987 Million MT, the production of wheat and gram are estimated at 108.75 and 12.61 million tonnes respectively.

The overall production of the nine Rabi and Kharif oilseeds is also pegged at all time high of 36.565 Million MT, the previous high of 33.219 Million MT having been achieved last year. India is the highest importer and consumer of edible oils in the world. Despite sizable production the country is not able to fulfill its demand for edible oils through domestic production. The country imports around 150 lakh tonnes of edible oil worth around 65000 to 70,000 Crores per year. With increasing population and per capita consumption of edible oils, this gap will become wider unless the domestic availability of oilseeds increases in tandem with the growing demand.

In the case of pulses also, the country is the leading producer, consumer and importer in the world. During the recent years, the Government has initiated a number of measures for boosting the pulses production in the country with the aim of reducing the dependence on imports. As a result, the pulse production is steadily growing. The production which was in the range of around 16 to 19 million MT during 2010 to 2016 has increased remarkably to 23 to 25 million MT during the last five years, recording the highest ever level of 25.58 million MT during 2020-21 when compared to mere 18.24 million MT about

a decade back (2010-11), an increase by about 40 percent.

Year	Rabi	Kharif	Total
2010-11	7.12	11.12	18.24
2011-12	6.06	11.03	17.09
2012-13	5.92	12.43	18.35
2013-14	6.00	13.26	19.26
2014-15	5.73	11.42	17.15
2015-16	5.53	10.79	16.32
2016-17	9.58	13.55	23.13
2017-18	9.31	16.11	25.42
2018-19	8.09	13.98	22.07
2019-20	7.72	15.44	23.16
2020-21	8.49	17.09	25.58

India's Production of Pulses (in Million MT)

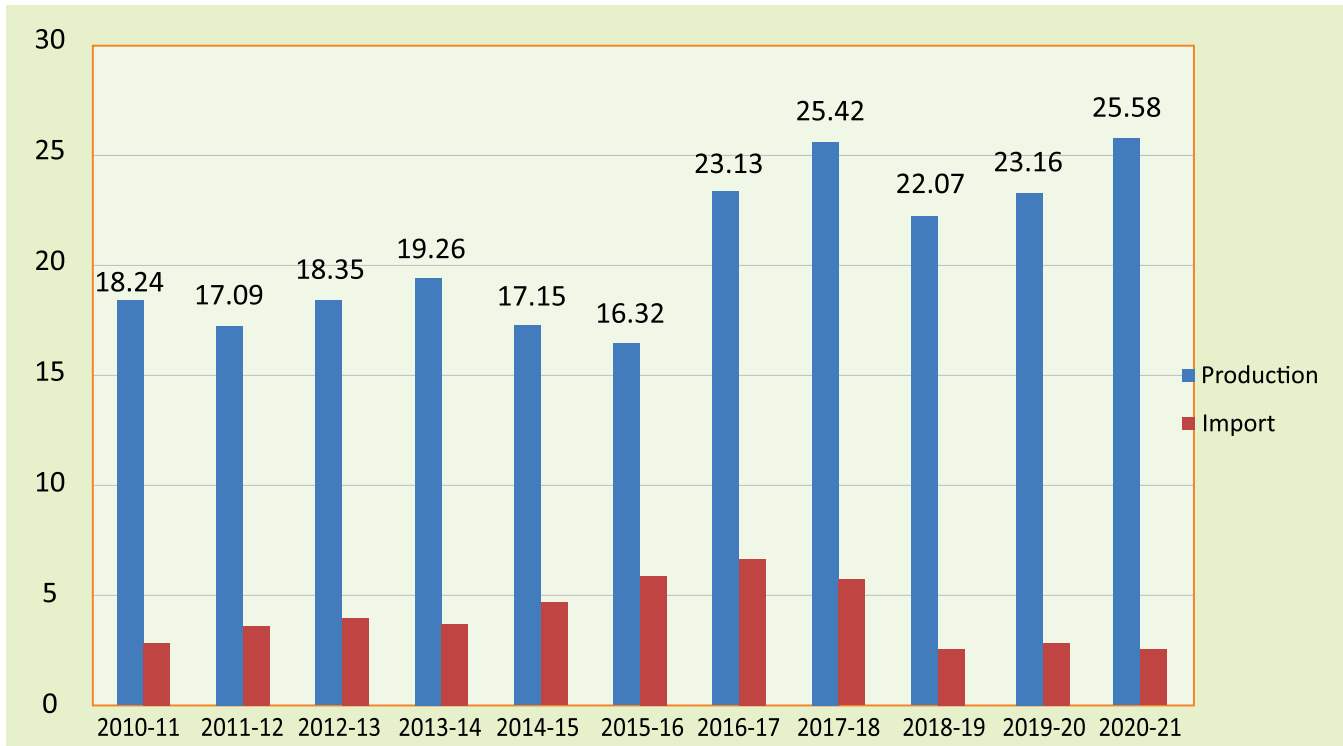
Source: DAC & FW

The increase in production of pulses is supplemented with declining imports during the last few years. During 2010 to 2015, the pulse import was in the range of 2 to 5 million MT valuing Rs. 7500 to 17,000 Crores per annum. The imports reached the peak at 6.66 million MT valuing Rs. 28,750 crores in 2016-17. During the last 5 years or so an overall declining trend in import of pulses has been witnessed. The volume of imports fell to the lowest level of around 2.51 million MT in 2020-21, which is the lowest in last 10-11 years, whereas the production on the other hand achieved its highest level of 25.58 million MT in 2020-21.

	QTY in Million MT	Value in Rs. Crores
2010-11	2.78	7,512
2011-12	3.50	9,448
2012-13	4.02	13,357
2013-14	3.66	12,841
2014-15	4.63	17,273
2015-16	5.88	25,964
2016-17	6.66	28,751
2017-18	5.68	19,053
2018-19	2.60	8,290
2019-20	2.98	10,527
2020-21	2.51	12,154

India's import of Pulses

Source: APEDA Agri Exchange



Year Wise Production and Import of Pulses in India

India is already self-sufficient in production of foodgrains. The Government of India is now on a mission to achieve self sufficiency in pulses and oilseeds as well through enhancing domestic production in line with fulfilling Hon'ble PM's vision of creating "Atmanirbhar Bharat". Various path breaking initiatives taken by the Government in the recent years for increasing the domestic production of pulses

and oilseeds are finally yielding positive results. These measures will go a long way in curtailing the huge outflow of foreign currency and improving the balance of payments position of the country. It will not only strengthen the agri sector but also lead to the much needed revival of the domestic processing industry which has been suffering greatly due to huge imports.

Board of Directors (2020-21)



Dr. Bijender Singh
Chairman



Dr. Sunil Kumar Singh
Vice - Chairman

LIST OF DIRECTORS



Shri Dileep Sanghani



Dr. Chandra Pal Singh Yadav



Shri Bhanwar Singh Shekhawat



Shri R. S. Joon



Shri Jagjit Singh Sangwan



Shri Nana Sahib Dattaji Patil



Shri Vishal Singh



Shri Gurchet Singh



Shri Ranjit Pandey



Shri Patangay Jayavanth Rao



Shri Aditya Yadav



Shri M. Murugan



Shri Ashok Thakur
Govt. Nominee



Shri Sanjeev Kumar Chadha
Managing Director

Board of Directors (2020-21) Contd.....

Shri Lathkar Balaji Rao
(from 06.01.2020 to
03.07.2020)

Shri Naresh Pal Gangwar
(w.e.f. 25.09.19 to 08.07.2020)

Smt. Swati Meena Nayak, IAS
(w.e.f. 08.04.19 to 14.05.20)

Shri Pradyumna P.S., IAS
(w.e.f. 03.07.20)

Shri Kunji Lal Meena, IAS
(w.e.f. 21.07.2020 to
27.04.2021)

Shri P. Narhari, IAS
(w.e.f. 15.05.2020)

CO-OPTED DIRECTORS



Shri Mohanbhai Kundariya



Shri Ajai Kumar Rai

Special Invitee



Shri Mangi Lal Danga

FUNCTIONAL DIRECTORS

Shri Sunil Kumar Singh
Additional Managing Director

Shri Pankaj K. Prasad
Additional Managing Director

Shri A.K. Rath
Executive Director

Shri N. Ramesh
Executive Director
(w.e.f.25.09.2020 to
22.12.2020)

Shri Kamendra Srivastava
Executive Director
(from 23.12.2020)

Shri S.K. Verma
Executive Director
(upto 24.09.2020)
(w.e.f. 25.09.2020, As a
Special Invitee)

Management Team of NAFED (2020-21)



Shri Sanjeev Kumar Chadha
Managing Director



Shri Sunil Kumar Singh
Additional Managing Director



Shri Pankaj Kumar Prasad
Additional Managing Director



Shri S. K. Verma
Executive Director



Shri A. K. Rath
Executive Director



Shri Kamendra Srivastava
Executive Director



Shri Abhinav Rawat
Executive Director

CHAPTER - 4

Meetings held during 01.04.2020 to 31.03.2021

Meeting	Number of Meetings held	Date
Annual General Body	1	23.12.2020
Board of Directors	5	29.04.2020 29.06.2020 25.09.2020 23.12.2020 31.03.2021
Business Committee	2	25.09.2020 31.03.2021

Meeting	Number of Meetings held	Date
Executive Committee	2	25.09.2020 31.03.2021
Finance Accounts & Audit	2	25.09.2020 31.03.2021
Project Committee	1	31.03.2021

Glimpses of the 63rd Annual General Meeting





CHAPTER - 5

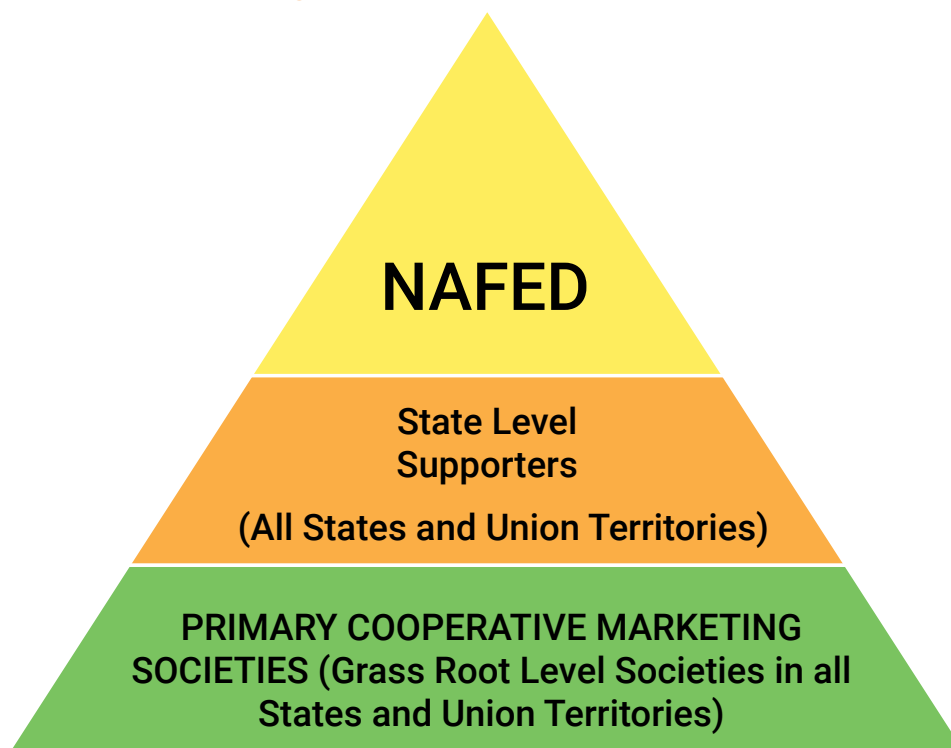
Membership of NAFED

The membership of NAFED increased from 936 to 944 during the year 2020-21

The detailed composition of the membership is as under:-

S.No.	Category of Members	Total Number of Members as on 01.04.20	Total Number of Members as on 31.03.21
1.	State Level Marketing Federations	25	26
2.	Apex Level Marketing Federations	03	03
3.	State Level Tribal & Commodity Federations	25	25
4.	Primary Marketing/Processing Societies	881	888
5.	NCCF & Other National Level Coop. Organizations	02	02
	Total	936	944

Reaching out to the grass root level farmers through Three Tier Structure



Reach of NAFED

CHAPTER - 6

NAFED at a Glance



NAFED - An Apex Cooperative Marketing Federation in India

In India, cooperatives play a crucial role in marketing of farmers' produce and these cooperatives have carved a unique position in the country's agriculture. Almost all secondary markets in the country have the presence of primary marketing cooperatives, which are members of the state marketing federations which in turn are the members of NAFED at the national level. NAFED is thus the Apex Level Cooperative Marketing Federation in India having its reach all across the country including the remotest parts through its three tier structure consisting of Primary Cooperatives at the bottom, State Level Cooperatives in the middle and NAFED at the top. Activities of Nafed add to the betterment of agriculture by protecting the interests of the farmers. Nafed is also a member of International Cooperative Alliance (ICA).

There are 944 members of NAFED as on 31st March, 2021 represented by chief executives of apex level marketing/consumer cooperative/other national level federations, state level marketing/tribal / commodity federations and primary cooperative marketing / processing societies.

Mission and Infrastructure

Established on 2nd October 1958 with the mission to promote the trade of agricultural and forest resources across the country, NAFED has been serving the farmers and consumers of the country for over 6 decades. The infrastructure of NAFED is spread all across the country with one or more branches in each state of India along with other state of the art infrastructure comprising warehouses, cold storages, pre cooling units, onion storages, tea blending and packing unit, consumer marketing division etc.

Business Operations of NAFED

Domestic Operations

- Nafed is one of the Central Nodal Agencies of the Government of India for procurement of 16 notified Agricultural Commodities of Oilseeds and Pulses under Price Support Scheme (PSS). Whenever there is a glut in market due to bumper production when prices tend to crash, Nafed undertakes procurement at the Minimum Support Price fixed by Govt. of India in case of 16 notified commodities (pulses, oilseeds, de-husked coconut, Milling/Ball Copra) thereby

providing remunerative prices to farmers for their produce.

- Procurement and marketing of oilseeds, pulses, food grains, spices, horticulture produce and vegetables like onion, potato, tomato etc.
- One of the Central agencies for procurement of pulses and Onion under Price Stabilization Fund (PSF) scheme of Government of India.
- A Nodal State Agency on behalf of Food Corporation of India and the State Governments under De-centralized Procurement (DCP) scheme for procurement of Wheat and Paddy at MSP.
- Procurement of agricultural commodities in outright account utilizing own funds
- Supply of Milled Pulses to Army, CPMFs and State Governments under PDS, MDM, ICDS welfare schemes
- Supply of Milled Pulses to State/UT Governments under PMGKAY as a relief to poor due to Covid-19 pandemic.
- Production and marketing of Bio Fertilizers for sustainable agriculture
- Production of Compressed Bio Gas (CBG) by treating various types of agri and municipal wastes
- Procurement of Apples - Designated Central Nodal Agency of Govt. of India for procurement of Apples in Jammu and Kashmir during 2019-2020 and 2020-21 under the Market Intervention Scheme (MIS)
- Organic Farming – Over 13 years of experience in implementation of adoption and Certification Projects of Organic Farming in the States of Uttar Pradesh, Punjab, Bihar, Odisha and Uttarakhand , covering over 50,000 hectares of area
- Production of Certified Seeds under the brand name of NAFED: One of the Central Seed Agencies of Department of Agriculture & Farmers Welfare (DAC&FW), Govt. of , undertakes production, distribution and marketing of certified seed of

pulses, oilseeds and cereals under the Seed Mini kit Distribution programme and also against general supplies to various States.

- National Animal Disease Control Programme (NADCP) –Working closely with the Ministry of Fishery, Animal Husbandry and Dairying, Government of India under the programme in their mission of eradicating FMD and Brucellosis diseases.
- Industrial Units/Properties – Owns properties in the form of Lands, Plots, Residential complexes, Office Premises, Godowns, Cold Storages and Industrial Units across the country
- Retail Business - Serving the consumers by selling good quality grocery items through a chain of “NAFED Bazaars” at affordable rates

International Trade

- NAFED has decades of rich experience, expertise and infrastructure for undertaking import/export of all kinds of agricultural commodities like pulses, food grains, spices, edible oils, de oiled extractions, perishables like fresh fruits and vegetables including apple, mango, kinnow mandarin, grapes, strawberries, onion, and potato etc.
- NAFED undertakes supply of agri commodities and other commodities to various countries towards humanitarian assistance on behalf of the Ministry of External Affairs, Govt. of India as well as on G to G basis under commercial trade.

BRAND NAFED

The NAFED brand pulses, spices, tea, egg powder, besan, rice, honey, saffron, cherry, rice bran oil, mustard oil, makhana and other products are quite popular amongst the consumers owing to superior quality and reasonable prices. NAFED also deals in various flavours of tea which are also quite popular amongst the consumers. The blending and packaging of tea is done at NAFED's own unit located in the tea producing region in the North East of the country.

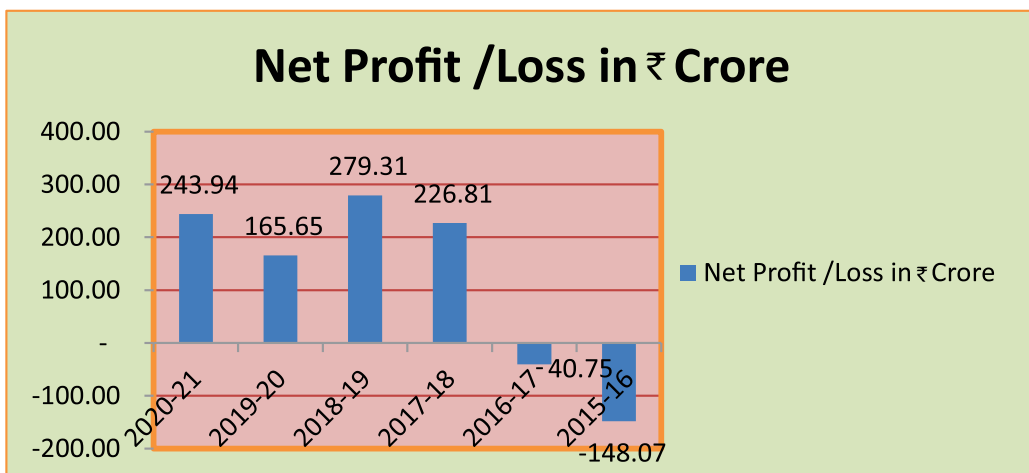
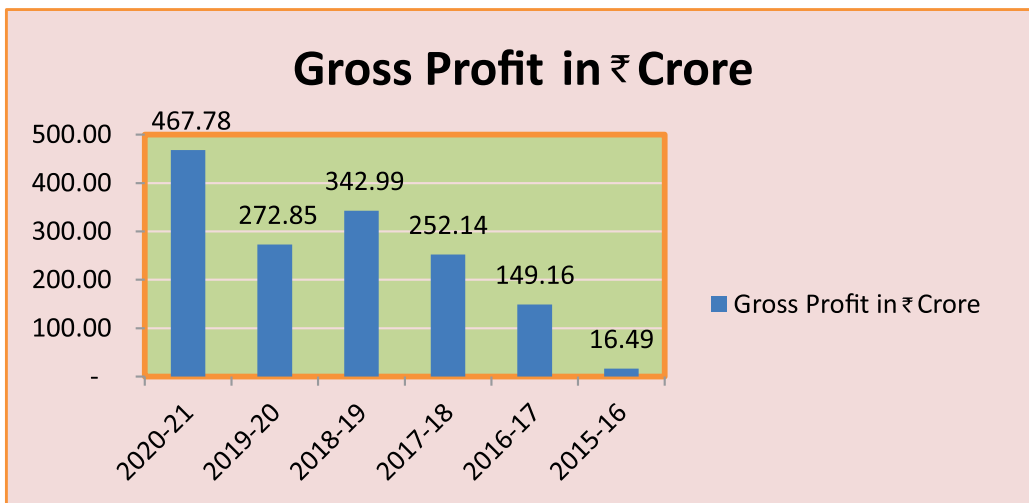
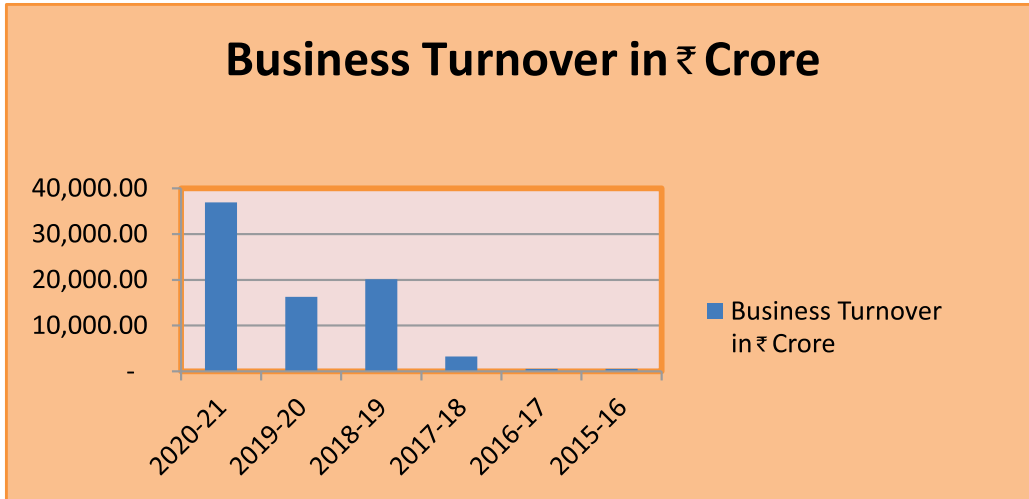
NETWORK OF NAFED



MAP NOT TO SCALE

NAFED's Financial Journey of Last 6 Years

(Value in ₹ Crore)



SNAPSHOTS OF BUSINESS HIGHLIGHTS OF 2020-21

Turnover of ₹ 36,894.95 Crore
Gross Profit of ₹ 467.78 Crore
Net Profit of ₹ 243.94 Crore



Procurement of 24,35,454 MT of Pulses (PSS/PSF) valuing ₹ 12159.94 Crore



Procurement of 10,97,860 MT of Oilseeds valuing ₹ 5,135.68 Crore under PSS



Procurement of 5,64,036.58 MT of Food Grains valuing ₹ 1,342.93 Crore



Seed Business of ₹ 35.85 Crore



Supply of 18,94,598.72 MT of pulses under PMGKAY/ ANB during COVID 19 Pandemic



Bio Fertilizer Business of ₹ 0.16 Crore



Supply of 16,138.07 MT pulses to Defence Forces



Procurement of 1,03,008.71 MT of Onion valuing ₹ 118.12 Crore under PSF



Institutional supply of 4,68,994.96 MT of pulses and grocery items to States

CHAPTER - 8

NAFED'S Arms to Success



Price Support Scheme (PSS)



NADCP



Seeds supply to farmers



Price Stabilisation fund (PSF)



Supply to Army and Para Military Forces



Supply to Government Institutions



Bio-Fertilizers



Retail Business



International Trade



Bio-CBG

CHAPTER - 8.1

Pulses & Oilseeds



Procurement of Pulses and Oilseeds under Price Support Scheme (PSS) of GOI

In order to help the farmers in getting remunerative prices for their produce for encouraging higher investment in agriculture and to increase production and productivity of agricultural commodities, Government of India declares Minimum Support Prices (MSPs) for 25 notified agricultural commodities for each Kharif & Rabi crop season.

Nafed is one of the Central Nodal Agencies for procurement of 15 notified agricultural commodities of Oilseeds, Pulses and Copra under Price Support Scheme (PSS).

As per the Scheme, the procurement is to be undertaken, if the market prices of FAQ stocks rule at or below the declared MSPs and procurement is to be continued till the market prices stabilize above the declared MSP or harvesting period of 90 days as declared by respective State Governments, whichever is early. NAFED is procuring FAQ stocks under PSS directly from the farmers through its Cooperative network at State level and Primary grass root level.

As per the directions and approval of Department of Agriculture, Cooperation and Farmers Welfare (DAC&FW), NAFED has undertaken procurement of



34.56 Lakh MT of Pulses and Oilseeds valuing Rs. 16,854.39 Crore under PSS during the year 2020-21. This PSS procurement of Pulses & Oilseeds has generated a service charge of around Rs 252.81 Crore.

Procurement of Pulses under Price Stabilization Fund (PSF) Scheme of GOI

The Government of India has introduced the PSF Scheme to create a buffer stock of Pulses, which is presently being implemented by the Department of Consumer Affairs (DoCA), Ministry of Consumer Affairs, Food and Public Distribution, Govt. of India.



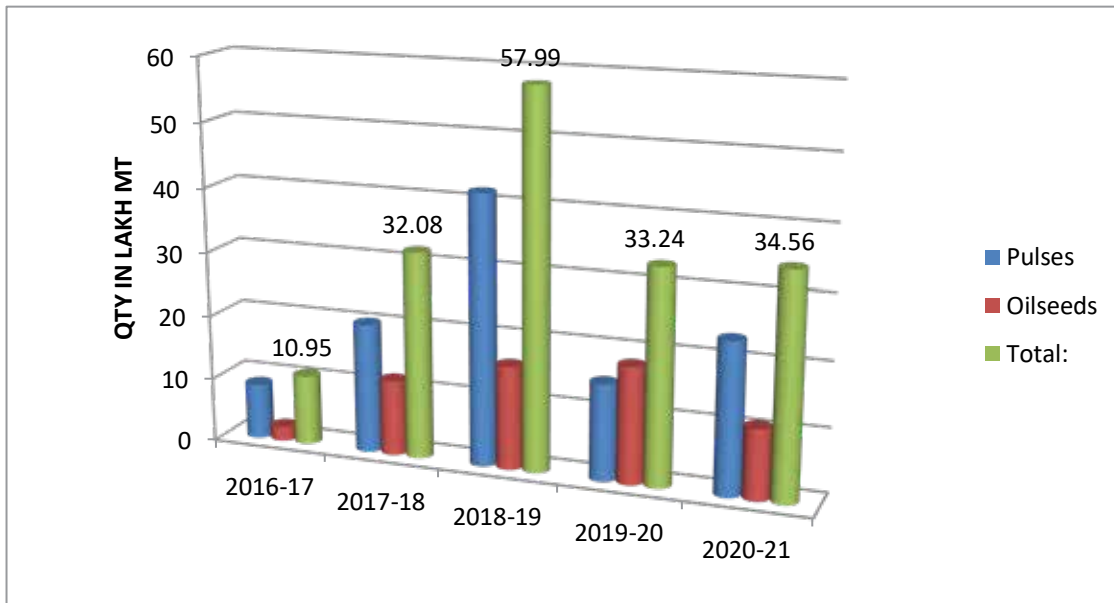
As per the directions and approval of Department of Consumer Affairs (DoCA), NAFED has undertaken procurement of 0.67 Lakh MT of Pulses valuing Rs. 386.43 Crore under PSF during the year 2020-21. This PSF procurement has generated a service charge of around Rs. 5.79 Crore.

- During the last 5 years (2016-17 to 2020-21), NAFED has purchased a quantity of 109.46 lakh MT of pulses and 59.36 lakh MT of oilseeds , total 168.82 lakh MT (oilseeds plus pulses) under the Price Support Scheme

Year	2016-17	2017-18	2018-19	2019-20	2020-21	G. Total
Pulses	8.73	20.27	41.83	15.07	23.56	109.46
Oilseeds	2.22	11.81	16.16	18.17	11.00	59.36
Total:	10.95	32.08	57.99	33.24	34.56	168.82

Procurement of oilseeds and pulses by NAFED under PSS during last 5 years





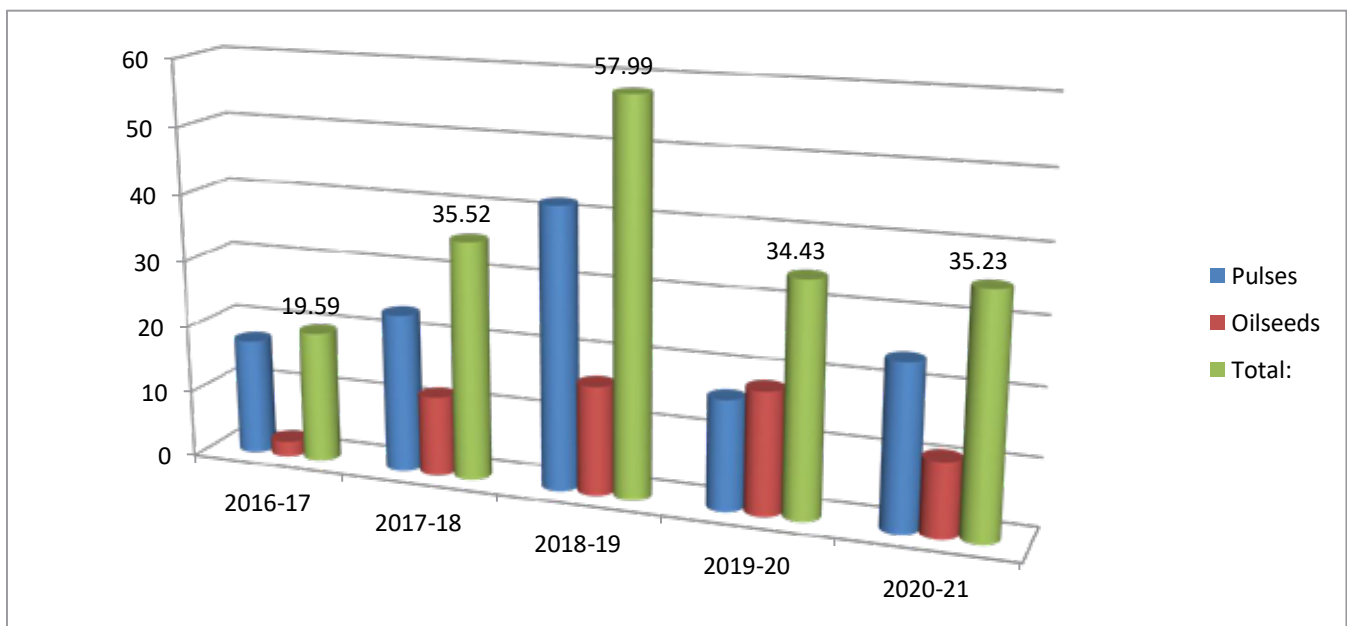
Procurement of oilseeds and pulses under PSS during last 5 years

- The details of procurement of Pulses under PSS and PSF and Oilseeds under (PSS) during last five years and number of farmers benefitted are as under:

Year	2016-17	2017-18	2018-19	2019-20	2020-21	Total
Pulses	17.37	23.71	41.83	16.26	24.23	123.40
Oilseeds	2.22	11.81	16.16	18.17	11.00	59.36
Total:	19.59	35.52	57.99	34.43	35.23	182.80

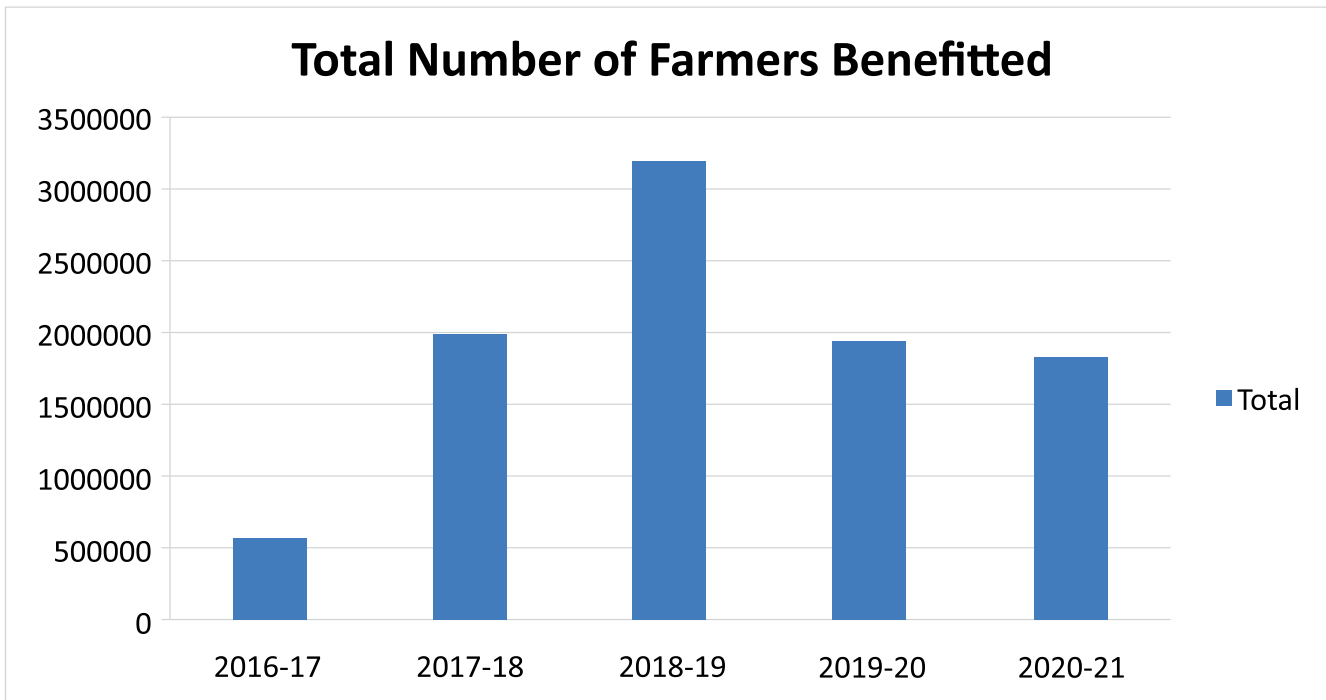
Procurement of Pulses under PSS and PSF and Oilseeds under (PSS) during last five years

The total procurement of pulses by NAFED during last 5 years under PSS and PSF is 123.40 Lakh MT



Procurement of oilseeds under PSS and pulses under PSS & PSF during last 5 years

Total Number of Farmers Benefitted



No. of farmers benefitted through NAFED's PSS/PSF operations of pulses and oilseeds during last 5 years



CHAPTER - 8.2

Food Grains

During the financial year 2020-21, NAFED procured Paddy, Wheat and Maize across various states in the country. Paddy procurement touched new heights in the States of Uttar Pradesh, West Bengal, Madhya Pradesh, Uttarakhand and Assam

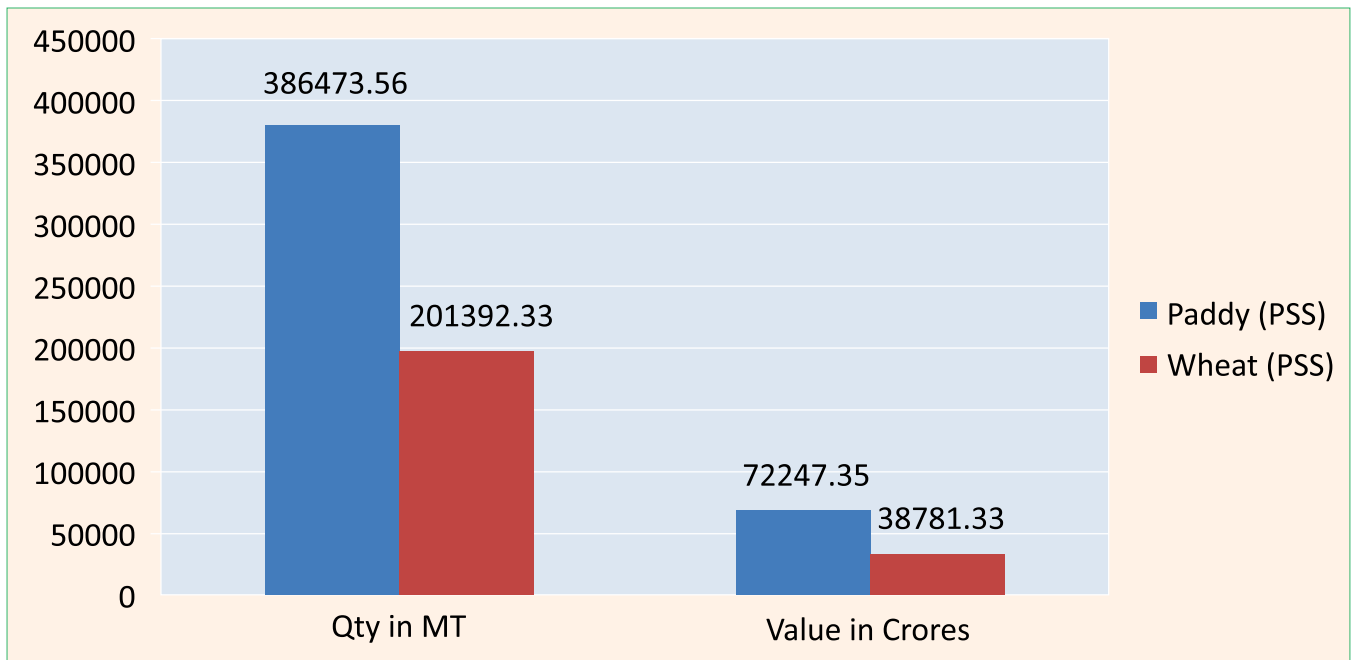
NAFED was nominated as a State Agency on behalf of the Food Corporation of India and State Governments under the De-centralized Procurement (DCP) Scheme for Wheat and Paddy.

During the year NAFED procured 5.90 Lakh MT of food grains valuing Rs.1114 Crores (PSS plus O/R). The State-wise procurement details are summarized below

Commodity	State/ Branch	Quantity (in MT's)	Value (in Rs. Lakhs)
A. Agency Consignment			
Paddy	Lucknow Branch, UP	186440.59	52034.73
	Guwahati Branch, Assam	37350.31	7239.91
	Rudrapur, Uttarakhand	25984.80	4854.08
	Kolkata Branch, WB	64821.81	10940.54
Wheat	Lucknow Branch, UP	105052.23	20222.50
	Jaipur Branch, RJ	89647.05	17259.57
	Rudrapur, Uttarakhand	6680.00	1299.26
B. Out Right (OR)			
Maize	Patna Branch, Bihar	135.03	16.12
	Cochin Branch	276.67	45.82
Paddy	Chandigarh Branch	938.60	299.70

NAFED's Procurement of Foodgrains during 2020-21 (PSS plus O/R)





NAFED's Procurement of Food Grains under PSS during 2020-21



CHAPTER - 8.3

Outright Business

Procurement of agricultural commodities is the core competence of NAFED. Apart from undertaking procurement of various commodities under Govt. of India schemes, NAFED also undertakes procurement in outright account utilizing its own funds. Procurement is undertaken after the assessment of market conditions and viability of the business.

During the year 2020-21, Nafed procured 2074.27 MT of Pulses and Spices valuing Rs. 15.12 Crore in outright account as below:

	Quantity	Volume
Pulses	2004.96 MT	13.42 Crore
Spices	69.31MT	1.70 Crore
Total	2074.27 MT	15.12 Crore



CHAPTER - 8.4

Institutional Supplies

The institutional supply of pulses and other items is undertaken by NAFED through a customized electronic portal nafed.agribazaar.com which manages the critical tasks of empanelment of millers, mapping, assaying, e-auctioning, deliveries, EMD/ Security payments and logistics for ensuring timely and efficient supplies to the prestigious institutions.

More than 500 Millers have been empanelled across the country through the portal for milling, packing and delivery to the Institutions. The work is assigned to the millers on the basis of highest out turn ratio (OTR) of milled pulses or minimum charge basis if OTR is prefixed.

During the year, NAFED supplied a quantity of 20,21,570 MT of processed/whole pulses to the **Armed Forces and State/Governments under various schemes as under:**

Institutions	Quantity Supplied (MTS)
ARMY	38,486
CPMFs	2,084
STATES (Under OTR// Charges basis)	5,38,000
STATES (Under PMGKAY/ ANB schemes)	14,43,000
Total	20,21,570

NAFED's response to COVID: Supply of milled/whole pulses under PMGKAY/ANB scheme to State/UT Governments

NAFED was entrusted with the task of supplying milled/cleaned pulses to State/UT Governments under the Pradhan Mantri Garib Kalyan Ann Yojna (PMGKAY) and Atam Nirbhar Bharat (ANB) schemes announced by the Govt of India in March 2020 in the wake of Covid 19 pandemic and nationwide lockdown.

The objective of the schemes was to mitigate the hardship of poor people and migrants and ensure that no one died of hunger during these unprecedented times. NAFED was designated as nodal agency for organizing the supplies in time bound manner under emergent conditions. The scheme was launched initially for three months (March to May 2020) and later on extended for another five months (up to November 2020). Under the scheme, free ration to over 19.5 crore households was distributed on behalf of the Govt of India. NAFED arranged supplies of around 14.43 LMTs of different varieties of pulses to all 36 States and Union Territories using all modes of transport like containers rakes, ships, aircraft and trucks amidst extremely challenging conditions. The officials and staff of NAFED rose beyond the call of duty to provide food to the needy. The human story of how this operation was implemented amidst extremely difficult conditions is has been captured and documented in the book " NAFED's Mission Pulse in Lockdown" which was launched in the last AGM of NAFED held in December 2020.

One of the most farsighted moves by the NAFED during the total lockdown was increasing procurement of Rabi crops. This averted a farmers' crisis while ensuring sufficient food stock for the nation by preventing disruption of the food supply chain.



Supply of pulses to States/UT Governments for utilization under different welfare schemes

NAFED continued supplies of different variants of milled/cleaned pulses to State/UT Governments for their various welfare schemes such as ICDS, MDM, PDS etc. The supplies were arranged out of the national buffer. During the year, a quantity of around 5.38 Lakh MTs of milled/cleaned pulses were supplied to the States of Arunachal Pradesh, Andhra



Pradesh, Assam, Chhattisgarh, Kerala, Rajasthan, Goa, Gujarat, Telegana, Mizoram, Uttar Pradesh, West Bengal, Orissa, Manipur, Lakshadweep and others for distribution under their different schemes.



Supply of Milled pulses to Army and Security Forces

NAFED has exhibited unbridled resolve and commitment in execution of this onerous responsibility of supplying pulses to the sentinels of our borders ever since its beginning in 2017-18. Riding on the last three years of unflinching bond with Army and Security forces developed assiduously by providing utmost consumer satisfaction, NAFED received a contract for the supply of milled pulses for the financial year 2020-21 as well. Against the order, NAFED successfully supplied 38,486 MTs of different milled pulses to Army and 2084.57 MTs to the Central Para Military Forces (CPMFs).



Apart from milled pulses, the institutional supplies division also organizes supplies of various other items like grocery, sugar, etc. to various institutions on receipt of firm orders. A brief of the various other supplies made by the Division during 2020-21 are listed below:

Supply of Sugar to States

NAFED supplied 2176.22 MTs of sugar to the UTs of Jammu, 15 MTs to Leh Ladakh and 36 MTs to Daman for distribution amongst the beneficiaries under PDS as per the scheme of the Govt. of India.

Supply of grocery to Govt of UP, ICDS

Department of Women and Child Development, Govt. of UP had awarded work orders to NAFED for the supply of Chana Dal and Fortified Edible oil for distribution in various welfare schemes for IVth Qtr (Jan to March) of F.Y. 2020-21. The order comprised a monthly supply of 13122.32 MT of Chana Dal and 5188.77 MT of fortified edible oil along with Kit Bags (approximate). The said order was successfully executed and stocks delivered to various Rural and Urban Anganwadi Kendra of the State.



CHAPTER - 8.5

International Trade

To make its presence in global markets across the world and with a view to augment business activities for generating additional revenue for the Federation, NAFED undertakes export/import of various Agri-commodities and articles. During the financial year 2020-21, NAFED has undertaken international trade business activities as below:

1. Supply / Export of Agricultural items to various countries as humanitarian assistance on behalf of Ministry of External Affairs, Govt. of India

As a goodwill gesture, the Government of India regularly extends humanitarian aid/ emergency relief of various food, agro commodities and articles to various developing and underdeveloped countries. Reposing trust in NAFED's abilities for the supply of such items as per the desired quality and delivery parameters, during the year Ministry of External Affairs, Govt. of India entrusted NAFED the task of supplying commodities to various countries. The orders were successfully executed by NAFED within the stipulated time period, details are as under:

S. No.	Country	Commodity	Quantity	Period	Value (Rs. in Lakh)
1.	Maldives	Rice, Wheat Flour, Sugar, Tur Dal, Onion, Potato	580 MT	May, 2020	329.29
2.	Zambia	Non Basmati Raw Rice	1000 MT	July, 2020	599.50
3.	Zimbabwe	Non Basmati Raw Rice	1000 MT	Aug, 2020	514.75
4.	Malawi	Non-Basmati Raw Rice	1000 MT	Aug. 2020	534.50
5.	Sierra Leone	Non-Basmati Parboiled Rice	1000 MT	Aug. 2020	418.00
6.	Syria	Non-Basmati Parboiled Rice	2000 MT	Dec. 2020	725.98
	TOTAL				3122.02





2) Export of 150,000 MT Non-Basmati Rice to Govt. of Bangladesh under G to G initiative.

NAFED being a State Trading Enterprise (STE) has persistently followed up with different ministries of the respective countries across the world for export of agricultural commodities under G to G initiatives. As a result of the consistent efforts and follow-up, a contract between NAFED and DG Food, Ministry of Food, Govt. of Bangladesh was executed for export 100,000 MT of Indian Non-Basmati Parboiled Rice and 50,000 MT Indian White Rice from India under G to G initiative. The contract valuing approx. INR 450 Crores is one of the biggest export orders bagged by NAFED and supplies are under execution.

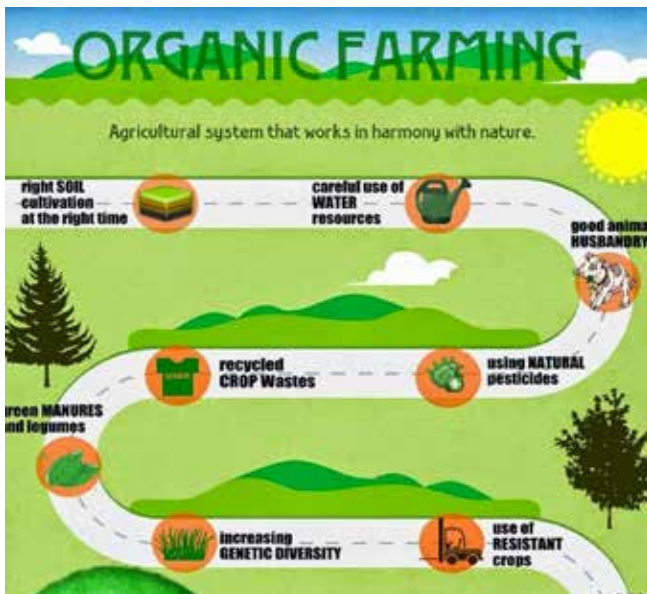
In order to secure timely execution of this prestigious assignment, NAFED had initiated pro-active steps for the supply of quality rice to Govt. of Bangladesh, thereby further strengthening bilateral ties between Govt. of India and Bangladesh.



Sustainable Agriculture through Organic Farming

Organic farming is the production of crop, animal, and other products without the use of synthetic chemical fertilizers and pesticides, transgenic species, or antibiotics and growth-enhancing steroids, or other chemicals.

Organic farming has developed as a reaction to the negative effects of modern industrialized agriculture in recent times. These effects, mostly caused by the use of agrochemicals, are contamination of individual components of the environment, decrease in soil fertility, decrease in plant vitality and immunity, decrease in biodiversity, and lowered quality of food with negative effects on human health.



NAFED diversified into Organic Farming with a view to making its contribution towards the promotion of sustainable agriculture and protecting the environment. The Federation has 14 years of experience in the implementation of organic farming projects (adoption and certification) in several states which include Uttar Pradesh, Punjab, Bihar,

Uttarakhand, Odisha and Manipur, covering a total area of more than 50,500 ha under PKVY, RKVY, MIDH (NHM) and MOVCDNER schemes. Details of these projects are as follows:



- i) Adoption and Certification of Organic Farming under RKVY covering 26,000 ha area and 12,783 farmers in 34 districts of Uttar Pradesh.
- ii) Adoption and Certification of Organic Farming and Training under NHM covering 20,400 ha area and 12,469 farmers in 25 districts of Uttar Pradesh.
- iii) Adoption and Certification of Organic Farming of Litchi and Training under NHM covering 1000 ha area and 2111 farmers in Muzaffarpur district of Bihar
- iv) Adoption and certification of Organic Farming and Training under MIDH (NHM) covering 1250 ha area in 3 districts of Odisha
- v) Implementation of Organic Certification of Grower Group / Farmer Producer Company in Imphal East, Manipur covering an area of 1500 ha under Mission Organic Value Chain Development in North-East Region (MOVCDNER)



Organic Farming Projects implemented in 2020-2021 :

- Department of Horticulture, Odisha has allotted 1250 hectares of land in 3 districts of Odisha (Koraput, Rayagada, and Kalahandi) to NAFED for Adoption and Certification of Organic Farming for Horticulture Crops under MIDH (NHM) scheme. NAFED is implementing the project in the allocated areas in association with its empanelled Technical partners.



Organic farming Project under Implementation in Odisha

CHAPTER - 8.7

Industrial Units and Properties

NAFED has 27 Industrial Units in the form of Lands, Open Plots, Godowns and Cold Storage all across the country. Some of the properties are for own use of NAFED while some have been leased out to generate additional revenue.

List of Industrial Units of NAFED

S.No.	Location	Branch
1	Bakshi Ka Talab (Shed-1)	Lucknow
2	Bakshi Ka Talab (Shed-2)	Lucknow
3	Mattancherry (Office cum godown)	Cochin
4	Godown Gandhinagar, Cochin	Cochin
5	Godown Gandhinagar, Cochin	Cochin
6	Office space, Gandhinagar, Cochin	Cochin
7	Pune Godown	Nasik
8	Modern Onion Godown, Pimpalgaon	Nasik
9	Two Tier Onion Godown, Lasalgaon	Nasik
10	Pre Cooling Cold Storage Cum Pack House, Pimpalgaon	Nasik
11	Nafed Onion Packing Shed, Pimpalgaon	Nasik
12	Nafed Onion Packing Shed, Lasalgaon	Nasik
13	Nafed Raichur Godown	Bangalore
14	Bhiwandi (Factory Outlet)	Jaipur
15	RICCO, Sriganganagar	Jaipur
16	Bharatpur Godown	Jaipur
17	Madhavaram (5 Godowns)	Chennai
18	Naggapattinam (3 Godowns and 50% open area)	Chennai
19	Dronagiri / Container Yard	Mumbai
20	Vashi Navi Mumbai / Cold Storage	Mumbai
21	Vashi Navi Mumbai / Mill Godown	Mumbai
22	Plot No.4-A, Sector 19 F, Vashi Navi Mumbai	Mumbai
23	Vashi Navi Mumbai / General Godown	Mumbai
24	Vashi Navi Mumbai / Bond Godown	Mumbai
25	Nafed Godown Siya, Industrial Area, Dewas	Indore
26	Nafed Godown, Baitoli, Ganjbasoda, District, Vidisha	Indore
27	Two Packhouse projects 500 Mts each, of Umranalla & Mehrakhapa Sausor, Chhindwara, including Eleven collection centers, 2 refrigerators Van and Seven TATA 407. Name of 11 collection centers - Palakhed, Sanwari, Umreth, Buagora, Navalgaon (Bhchua), Bisapurkala, Sonari Mohgaon (Kuliya), Chandangaon, Gurraiya, Navegaonisra Umariya, Kanhargaon	Indore

- The plots at Vashi (Navi Mumbai) have been leased out for the construction of 2400 MT & 3000 MT capacity godown.
- During the year, NAFED purchased additional six properties at Mumbai, Chhattisgarh, Chandigarh, Bhopal, Bhubaneswar & Jammu & Kashmir for use as office premises.
- Nafed is also in the advanced stage of completing the Onion storage structure in the State of Madhya Pradesh with the capacity of storing 9000 MTs of onion. Besides, Nafed has its own Onion storage structure of 4500 MT's in the State of Maharashtra.

During the FY 2020-21, rental Income of around Rs.2.76 Crores was generated by effective utilization of these properties. Branch wise income generated is as follows:

Branch-wise Rental Income for FY 2020-21

S.No.	Branch wise-Rental income	(Value in Rs. Lakhs)
1	Mumbai	66.49
2	Cochin	31.22
3	Chennai	Not provided
4	Lucknow	32.00
5	Jaipur	35.97
6	Indore	92.12
7	Nasik	17.78
	Total	275.58

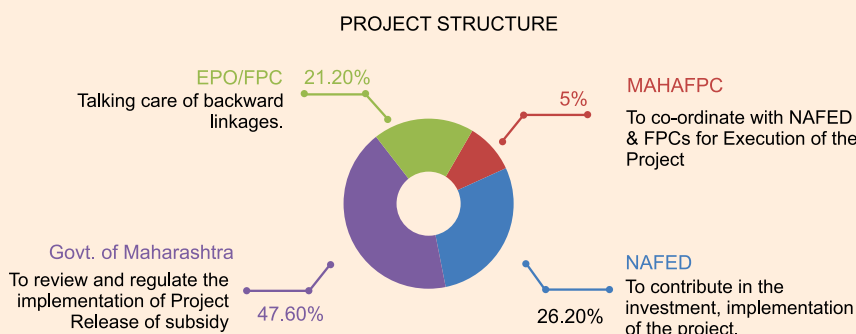


PPP-IAD Project

(Public-Private Partnership Infrastructure Development Project)

This project is under implementation in the onion-producing state of Maharashtra. The project aims to create storage and marketing infrastructure for onion to facilitate procurement and disposal related activities of onion by NAFED under various GOI and State Government interventions, including buffer stocking of onion under the Price Stabilization Fund of Govt. of India.

Under the project, construction of Onion storage and Marketing Infrastructure is being undertaken at 25 locations, with each having capacity of 1000 MT, out of which infrastructure for 19000 MT has already been completed.



CHAPTER - 8.8

Bio-Fertilizers

Bio-fertilizers are live or latent micro-organisms having characteristics capability of fixing atmospheric nitrogen, solubilizing unavailable phosphate, or composting the agricultural waste.

- NAFED ventured into Bio-fertilizers in the year 1984-85, when its first Bio-fertilizer manufacturing unit was set up in Indore, Madhya Pradesh with an annual production capacity of 450 MT.
- The performance of NAFED Bio-fertilizers in terms of capacity utilization, quality control, extension and promotion of this noble biotechnology has been duly recognized by the National Productivity Council (Govt. of India) by way of giving away prestigious Best performance Awards for 11 times until now.
- The consistent efforts of the R & D team of NAFED Bio-fertilizers have led to the production of the following product range being sold under the brand name of NAFED.
- Rhizobium – for leguminous crops
- Azotobactor – for cereals, millets, vegetables and other horticultural crops
- Azospirillum – for Maize, Bajra, Potato, etc.
- PSB – for all the crops
- Composting Culture – for decomposition of organic waste
- Trichoderma Viride Bio-fungicides – for all crops
- NAFED brand Bio-fertilizers enjoy popularity amongst the farmers despite the prevalent cut throat competition in the trade. The Bio-fertilizers are marketed through NAFED branches across the country to facilitate proper and timely distribution to the buyers. NAFED Bio-fertilizers has also started the production and marketing of liquid Bio-fertilizers. The products are helping the farmers to improve the productivity and quality of their crops to great extent.
- Upgradation of Bio-fertilizer production facilities is underway and new products are being added to increase the business.

The total turnover of NAFED Bio-Fertilizers unit, Indore in Bio-Fertilizer category during the year 2020-21 was Rs 16.21 lakhs with a gross profit of around Rs 6.56 lakhs.



NAFED Brand of Bio-Fertilizers

CHAPTER - 8.9

Seed Business

The seed business of NAFED is looked after by NAFED Seed and Biofertilizer Division, Indore. The branch undertakes seed business in coordination with all branches of NAFED. To monitor the business, Seed Nodal Officers have been deployed at branch offices.

NAFED is one of the Central Seed Agencies of Department of Agriculture & Farmers Welfare (DA & FW), Govt of India and undertakes production and distribution of certified/foundation seeds of pulses, oilseeds and cereals under the National Food Security Mission (NFSM) and distributes the same directly to the farmers across the country under the Minikits Distribution Scheme (Pulses & Oilseeds) of Govt. of India. Besides, NAFED also supplies residual quantities of certified seeds (after meeting the requirement of DA & FW) to State Governments under general supplies through tenders and direct orders.

Key Seed Crops of NAFED

Oilseeds: Groundnut, Soybean, Mustard, Linseed, Sesamum, Niger

Pulses: Gram, Moong, Urad, Lentil, Peas, Arhar,

Cereals: Wheat, Paddy

Vegetables: Onion, Tomato, Cucurbits etc.

The seed production system generally involves three generations namely breeder, foundation and certified seeds. NAFED takes adequate safeguards for quality assurance in the seed multiplication chain to maintain the purity of the variety as it flows from the breeder to the farmer. NAFED through its Seed Nodal Officers and technical team conducts Field Inspection of Seed production programmes across the country to ensure that the best agricultural practices are being followed by the farmers. The produced seed is again tested to ensure conformation to the prescribed seed standards.

During 2020-21, NAFED purchased breeder seed of 107.23 Qtls. from ICAR institutions through DA & FW, Govt. of India. The same Breeder seed was further multiplied into Foundation seed by NHRDF and empanelled seed producers of NAFED, across the country and will be used for sowing during 2021-22 for certified seed production.

During 2020-21 total seed business of NAFED was to the tune of 54,969 Qtls. valuing Rs. 8591 lakhs. NAFED supplied 5447 qtls certified seed of Oilseeds valuing Rs. 384 Lakh, in the form of mini kits under the Oilseeds Minikits Distribution scheme. Similarly, NAFED supplied 2814 Qtls certified seed of Pulses valuing Rs. 279 Lakh, in the form of mini kits under the Pulses Minikits Distribution scheme.



Seed production program



Field inspection by officials



Stock verification by officials



Certified Seed Minikits

The states covered under the Central Minikits Distribution Scheme (Pulses/Oilseeds) were Andhra Pradesh, Telangana, Odisha, Karnataka, Tamil Nadu, Madhya Pradesh, Uttar Pradesh, Rajasthan, Jharkhand, Chhattisgarh and Uttarakhand. Besides, NAFED also supplied certified seed of 39745 Qtls. Pulses, Oilseeds & Cereals (Wheat and Maize) valuing Rs. 4242 lakh, to different states like Rajasthan, Himachal Pradesh, Chattisgarh, Mizoram, Madhya

Pradesh and Uttar Pradesh under state distribution schemes.

Onion seed Production Programme

A target of 2500 quintals of Onion seed production was allocated to NAFED during the CoS meeting held on 30th October 2020. Accordingly, Onion Seed Production work for varieties ALR and ADR was carried out by NAFED for the year 2021-22.



Field Inspection of NAFED Onion



Onion Seed Launch by MD, NAFED



NAFED's Onion Seeds

Creation of Seed Production Infrastructure

DAC & FW has approved financial assistance of Rs. 136.60 Lakh for NAFED under the "Creation of Seed Infrastructure Facilities", a component of "Sub-Mission on Seed and Planting Material" to facilitate production and supply of quality seeds to farmers for

enhancing the production and productivity of their crops.

Sale of Vegetable Hybrid Seeds: During the year, sale of vegetable Hybrid Seeds, Fodder and Green Manure Seeds and planting materials, etc. was undertaken by Seed Division, details as follows:

Sr. No.	Particulars	Qty. In Qtls.	Value (Rs. in lakh)	Profit (Rs. In Lakh)
1	GENERAL SUPPLY	39745	4242	171
2	OILSEEDS MINI KITS	5447	384	22
3	PULSES MINI KITS	2814	279	14
4	Fodder / Green Manure	4051	273	14
5	Vegetable Seeds	2910.81	1317	66
6	NFSM – Seed Production Programme (AAP)		1958	98
7	Horticulture Planting Material		138.34	2.77
	TOTAL	54968	8591.34	387.77

Horticulture

The various horticulture-related activities undertaken during 2020-21 are as follows:

1. Procurement of Onion (indigenous and imported) under PSF during 2020-21 and its disposal

i) Domestic Procurement of Onion



As per the direction of the Ministry of Consumer Affairs, Food & Public Distribution, Govt. of India, during the year NAFED procured 1,00,042.459 MTs of onions valuing Rs. 105.89 crore for creating a buffer stock under Price Stabilization Fund (PSF) of Govt. of India.

Buffer was created through procurement of 98,740.595 MT during Rabi 2020 in Maharashtra, Gujarat & Madhya Pradesh, 104.24 during Kharif 2020 in Maharashtra and 1222.73 MT during late Kharif in the states of Maharashtra & Madhya Pradesh.

Procurement was organized through Farmer producer companies (FPCs) and cooperative societies directly from the farmers. FPCs purchase the Onion through their FPOs from farmers at the farm gate level. The purchase rates are fixed on the basis of average rates of previous 3 days modal market rates and Maximum Rates prevailing in mandies. Societies purchase the Onion through open auction in APMC as per the prevailing market rates in Maharashtra, Gujarat and Madhya Pradesh.

The procured stock of PSF onion after its preliminary sorting, grading and packing was supplied to different markets and States as per market demand and directions of the Department of Consumer Affairs, Government of India. The Onion from various storage locations were distributed to the States of Delhi, Jharkhand, Bihar, Odisha,

West Bengal, Uttar Pradesh, Karnataka, Kerala, Assam and Haryana. Besides, stored onion was also provided to Mother Dairy (Safal), Kendriya Bhandhar, CMD, NCCF, BISCOAUN.

ii) Imported Onion

As per directions of the Ministry of Consumer Affairs, Food & Public Distribution, Govt. of India, NAFED procured 2966.255 MTs of imported onion with value of Rs. 12.23 crore from importers under Price Stabilization Fund (PSF) of Govt. of India.

The Onion imported from Egypt & Iran was distributed in the states of Maharashtra, Karnataka, Kerala, and Tamil Nadu.

2. Procurement of Potato under Out Right Business during 2020-21

NAFED procured 2480.700 MT of Potato (Variety Kufri Jyoti) in outright basis through cooperative societies directly from the farmers in Kolkata. The empanelled cooperative society Haraditya S.K.U.S. Ltd. procured and stored the Potato in cold storage.

Grade-A Quality Kufri Jyoti variety of Potato was procured as per prescribed quality specifications of NAFED. These agencies also rendered services with respect to procurement, sorting and grading of stock, loading/unloading, arrangement of labour, packing in PP Leno Mesh bags at

procuring centers and transportation of stocks to the cold storage. The stored Potato would be disposed off as and whenever required.

3. Procurement of Apple under MIS in J&K

Nafed was designated as Central Nodal Agency for procurement of apple during 2020-21 in Jammu and Kashmir under Market Intervention Scheme (MIS). The operation for procurement from the growers was carried out in coordination with the Directorate of Planning and Marketing, Department of Horticulture and Jammu and Kashmir, Horticulture Produce Marketing and Processing Corporation Ltd. (JKHPMC).



The actual procurement of apple started on 11th November from Arhama (Shopian). Total quantity of 1.605 MT with the basic value of Rs. 0.58 lakh of apple varieties like Delicious and Maharaji was procured during the crop season.

The intervention of NAFED with MIS scheme in the UT was a welcome step for farmers giving

them an alternate option to sell their produce at remunerative prices through a transparent system.

4. Disposal of Fruits & Vegetables

During the year, NAFED Azadpur Branch sold fruits & vegetables with gross value of Rs. 453.86 Lakh and earned service charges of Rs. 78.15 Lakh.

5. Operation Greens Scheme

Ministry of Food Processing Industry (MoFPI), Government of India is implementing a Scheme "Operation Greens" with a view to promoting Farmer Producers Organizations, agri-logistics, processing facilities and professional management towards better value realization by farmers cultivating Tomato, Onion and Potato (TOP). Under the scheme, NAFED is appointed as a Nodal Agency to implement Short Term Price Stabilization Measures for Price Stabilization of TOP Crops.

The Scheme also envisages the development of an E-platform for Market Intelligence and Early Warning System (MIEWS) for monitoring prices of tomato, onion and potato (TOP) and for generating alerts for intervention under the terms of the scheme. The portal disseminates all relevant information related to TOP crops such as Prices and Arrivals, Area, Yield and Production, Imports and Exports, Crop Calendars, Crop Agronomy, etc in an easy to use visual format. The portal is developed by NAFED and was launched by Hon'ble Union Minister for FPI on 26th February 2020.

Based on reports on glut situation and distress sale by farmers in various states, NAFED is sending advisories to the states for considering intervention under the scheme as per the prescribed guidelines.

Consumer Marketing

Nafed has ventured into Consumer Marketing as a step towards diversification of its activities to make available essential items of daily needs like Groceries, Tea, Oil, Spices, etc. to the consumers at affordable prices. The products are being sold under the brand name of "Nafed" through various retail outlets called NAFED BAZAARS.

CMD is operating these stores under its own management as well as franchisee arrangement. In recent years, the retail presence has been expanded with the opening of new stores in cities like Delhi NCR, Chandigarh, Shimla and Mussoorie.

Major activities of CMD during 2020-21

► Opening of new NAFED Bazaars (Retail Outlets):

During the year, 4 new NAFED Bazaars were opened at the following locations :

- Lal Bahadur Shastri National Academy of Administration (LBSNAA), Mussoorie. This is the first Nafed Bazaar in Mussoorie Hill Station and in the state of Uttarakhand.



- E-18, East of Kailash area of New Delhi, adjacent to Kailash Colony Metro Station.



- Premises of IOCL Fuel Station, M/s Narain Service Station, NH-2, Faridabad, Haryana



- CMD Branch premises at Mohan Cooperative Industrial Estate, Delhi.



- ▶ **Institutional Supplies** : During the year, NAFED bagged prestigious orders for the supply of grocery items to the Parliament of India and LBSNAA, Mussorrie. NAFED also commenced the supply of grocery items to Centaur Hotel, New Delhi.
- ▶ **Response to COVID 19** : During the Covid-19 Pandemic, the CMD Branch of NAFED supplied 37,700 Kits of varied grocery items, worth Rs. 2.79 crores to NOIDA District of Uttar Pradesh for further supplies to the migrant workers of the District amidst the migrant crises.
- ▶ **Launch of New products under NAFED brand:** In order to diversify its product range, CMD Division launched various new products under the brand name of NAFED which include NAFED Besan, NAFED Rice in 4 variants, NAFED Milled Spices in 24 variants, NAFED Organic Tea in three flavors,

NAFED Whole Egg Powder, etc. All these products are available to Customers at affordable prices in the outlets of NAFED Bazaars.



- ▶ **Marketing of Honey and other products of FPOs:** An MoU was signed by NAFED with Honey FPO of Morena for marketing of Honey and other agri-commodities of the FPO. The MOU was executed during National Summit on Agricultural Food Processing Opportunities held in Gwalior on 5th March 2021.



- ▶ **MoU with Muktinath Krishi Company Limited, Republic of Nepal:** Another MOU was with Muktinath Krishi Company Limited, the Republic of Nepal for Agriculture Business Cooperation between the two countries.
- ▶ **Appointment of Super Stockists and Distributors:** New Super Stockists and Distributors were appointed in Chandigarh and Jaipur Branches for sale of various products which will provide a boost to the consumer business of NAFED.
- ▶ **Supply of fortified products:** Nafed has supported the initiative of FSSAI to provide fortified food products to the Consumers for better health and immunity. All Nafed Bazaars are selling various fortified food products to customers at reasonable prices.
- ▶ **Honey Corners in NAFED Bazaars:** Honey Corners have been created in Nafed Bazaars for the marketing of honey. The honey from Honey FPOs will also be marketed through these honey corners along with organic honey.
- ▶ **Future Business Prospects:** The Consumer Marketing Division is planning to launch new tea variants from Nilgiri, South India under the

brand name of NAFED for which spade work is in progress. An MoU has also been signed with MoFPI for the Marketing & Branding of various agri-products under ODOP Scheme of MoFPI. These initiatives will provide a boost to the consumer marketing business of NAFED.

Tentative operational results for the period from 01.04.2020 to 31.03.2021

During the FY 2020-21, sales of Grocery (including Tea) by the Consumer Marketing Division was to the tune of ₹ 2417 Lakhs. Details are as follows:

Branch	Sale in Lakhs
CMD Branch sales	1635
Nasik	36.90
Bhubneshwar	15
Guwahati	483.8
Cochin	1.51
Chennai	5.51
Patna	11.45
Hyderabad	4.0
Lucknow	5.33
Jaipur	30.21
Chandigarh	186.0
Azadpur	2.51



CHAPTER - 8.12

National Animal Disease Control Programme (NADCP)

In one of the major initiatives towards doubling the Farmers Income, the Hon'ble Prime Minister Shri Narendra Modi has launched the National Animal Disease Control Programme (NADCP) for eradicating the Foot and Mouth Disease (FMD) and Brucellosis prevalent in livestock. The programme was launched on 11th September 2019 from Mathura in Uttar Pradesh. With 100 percent funding of ₹ 12,652 Crore from the Central Government for a period of five years till 2024, the programme aims at vaccinating over 500 Million Livestock in the country including cattle, buffalo, sheep, goats and pigs against the FMD. The Programme also aims at vaccinating 36 Million Female Bovine Calves annually in its fight against the Brucellosis disease.

NAFED was appointed as Programme Logistic Agency (PLA) for this prestigious National Mission on a nomination basis on 30th October 2019. NAFED is working with the Ministry of Fishery, Animal Husbandry and Dairying, Government of India, and helping in the realization of the mission of eradicating these diseases by the year 2025. NAFED receives 0.5 percent of the total purchase value as service charges for the implementation of this project.



NAFED Team with NAFED Hyderabad Branch

Till 31st March, 2021 NAFED has initiated supply of approx 925 million doses of Foot and Mouth disease (FMD) vaccines for distribution to State Animal Husbandry Departments of all states & UTs except West Bengal and Bihar. NAFED has also initiated supply of approx and 3.60 crore doses of Brucella vaccine for distribution to State Animal Husbandry Departments of all states & UTs.

As programme Logistic Agency (PLA), NAFED has procured and supplied 2235.19 lakh small ear tags and 1983.39 lakh large ear tags to the State Animal Husbandry Departments PAN India for large and small animals.



NAFED Team during a visit to M/s IIL i.e. on of the FMD manufacturing unit



Packing of Vials in FMD manufacturing Unit

Agri Waste Management (AWM)

NAFED has ventured into the green business of producing Bio CBG for agri and municipal waste with the aim of contributing to the creation of greener tomorrow and “Swachch Bharat”, by setting up Bio-Fuel plants pan India. The first Bio Waste plant of NAFED was launched on 20th March, 2021 in association with the technical partner M/s Turquoise Natural Bio-Energy Pvt. Ltd. in Bharuch, Gujarat with an installed capacity of 150 TPD.

An agreement was also signed between NAFED and Jammu Municipal Corporation on 7th April, 2021 to set up a 350 TPD Municipal Solid Waste processing plant at Jammu. The budget for this project is approx

₹ 75 Crores. Bhoomi Pujan ceremony of the proposed plant was performed by Hon'ble Lt. Governor of Jammu and Kashmir Sh. Manoj Sinha on 9th July 2021 in the presence of senior officials of NAFED, Jammu Municipal Corporation and other dignitaries.

Besides, during the year Nafed has also signed the agreement with M/s Spark Bio Gas Pvt. Ltd. to set up three Bio CBG plants in Chennai, Tamil Nadu.

Nafed has also started the marketing and selling of the organic manure produced at the plants of NAFED's technical and financial partners - CEF Budhana Energy Pvt. Ltd and Turquoise Natural Bio-Energy Pvt.



Farmer Outreach & Facilitation (FOF)

NAFED is an implementing agency for Formation and Promotion of 10,000 FPOs scheme under Ministry of Agriculture and Farmers Welfare (MoA&FW), GoI, and has been allotted 2020-21 by the Ministry so far. More FPOs will be allotted to NAFED in the coming years. NAFED has acquired FIFA with the sole purpose of providing incubation support to the FPOs and Societies.

FPO Formation and Promotion progress under Central Sector Scheme of 10,000 FPOs

NAFED has been allotted a total of 28 states and as of now Nafed has registered a total of 246 FPOs. In the registered FPOs approx 18,000 farmers have been mobilized.

NAFED has empanelled 64 Cluster-Based Business Organizations (CBBOs) by releasing EOs and following due procedure as per the Guidelines of MoA&FW. Out of the 64 empanelled CBBOs, work has been allotted to 32 CBBOs across the country as per the experience of the CBBOs.

National Beekeeping and Honey Mission (NBHM) of NBB Allotted To NAFED In March, 2021

Keeping in view the importance of beekeeping and to achieve the goal of "Sweet Revolution" the need for holistic development of beekeeping was felt. Accordingly, a new Central Sector Scheme "National Beekeeping and Honey Mission (NBHM)" for the overall promotion & development of scientific beekeeping and production of quality honey & other beehive products is approved by the Govt. of India. The scheme is being implemented through National Bee Board as a Central Sector Scheme with funding by Central Government. NAFED has offered to implement the proposed project under the NBHM by the establishment of Hub and Spoke Models of Honey and Bee Products through Production, Processing, Branding and Marketing of Honey Involving FPOs of Beekeepers in Sundarban, East Champaran, Mathura, Morena and Bharatpur Districts of West Bengal, Bihar, Uttar Pradesh, Madhya Pradesh and Rajasthan respectively.

The Project would be based on Farmers/ FPOs/ FPEs already associated with NAFED on village and district levels with a number of Collection Centres / Minimal Processing Centres scattered at village and block levels.

The complete project has an estimated investment value of approximately INR 6230.24 Lacs including a working capital margin of Rs.550 Lacs. The financial assistance sanction by NBB under the NBHM for capital investments is Rs.2425.13 Lacs for setting up of 5 honey processing



Plants, 30 Collection Centres, 5 Cold Storages and 5 in-house laboratories was accorded on 31st March 2021. Separate financial assistance of Rs.500.00 Lacs for setting up five laboratories has also been sanctioned on 31st March 2021.



Hon. Minister of Agriculture Sh. Narendra Singh Tomar performed Bhoomi Pujan & laid the foundation stone of the Honey Processing & Quality Control plant at Morena, MP. Hon. Minister applauded NAFED's role & commitment to Hon. PM's vision of "Madhukranti" in achieving the goal of Increasing Farmers' Income. Honey extracted would be processed and sold directly to consumers through NAFED retail stores across the country.

MoU executed between NAFED and The Directorate of Agriculture Production & Farmers Welfare, Govt of Jammu

Nafed has been assigned the job of Construction of Seed Processing cum Storage Godowns and establishment of Seed Processing Plant (Seed store of 500 MT capacity and Seed Processing Plant of 1 TPH capacity) at 11 locations on the sites identified at Government Farms and also the FPOs at different locations of Jammu Division through Govt. agencies. The entire estimated cost of Rs 660.00 Lakhs (i.e.

Seed Store of 500 MT capacity and Seed Processing Plant of 1 TPH capacity at 11 locations @ Rs. 60 lakh per unit) involved in the process of construction of godown and procurement and installation of equipment and machinery shall be paid by the DoA to NAFED as per GFR norms.

MoU executed between Nafed and M/s Global Tiger Forum (GTF)

The partnership between GTF and NAFED will focus on providing an enhanced livelihood portfolio for farming communities in tiger/wildlife landscapes while securing tiger/wildlife conservation through community stewardship.

Areas and Activities of Collaboration :

Collaboration with GTF for Tiger/Wild Life Conservation and Small Farmer Income Enhancement through Farmer Producer Organizations (FPO), including:



- The formation of FPOs/ selection of crops/ value addition, if any will be done in the buffer zone as per Guidelines of Formation and Promotion of 10,000 FPOs issued by the Ministry of Agriculture & Farmers' Welfare, Department of Agriculture, Cooperation & Farmers Welfare, Govt. of India.

- The location of buffer zones would be identified by the Global Tiger Forum (GTF).
- Market linkages shall be provided by NAFED for the produce.
- Key phases in the Process of FPO Formation for Tiger/Wild Life Conservation & Livelihoods.

MoU to be executed between NAFED and Foundation For Development of Rural Value Chains (FDRVC)

FDRVC, a not-for-profit Company, has been promoted as a joint initiative of the Ministry of Rural Development and TATA Trusts for ensuring maximum impetus on promotion of large-format collective producers' enterprises in the farm and non-farm sectors under Deendayal Antyodaya Yojana- National Rural Livelihood Mission (DAY-NRLM). FDRVC promotes market-linked, financially viable women-led Producer Enterprises (PEs) for better price realization of the primary producers in a sustainable manner in various states.

NAFED shall help in exploring potential opportunities to develop market linkages for the Producer Enterprises of rural women farmers who are into procurement and processing of various farm produce like cereals, pulses, spices, fruits and vegetables and oilseeds.

MoU to be executed between NAFED and Assam Bio-Refinery Private Limited (ABRPL) and State Bamboo Development Agency (SBDA) of Assam under National Bamboo Mission

ABRPL is a joint venture company of Numaligarh Refinery Limited, M/s Chempolis Oy of Finland and M/s Fortum 3 B.V. of the Netherland to establish the first of its kind Bio-Refinery in India to produce renewable green fuel-bio ethanol, other valuable chemicals and green power from bamboo biomass. ABRPL shall require 500,000 MT of green bamboo per annum for its ethanol production.

SBDA is helping bamboo plantation and extending financial support in an organized manner through FPC/FPO, monitor the project, extends technical guidance and interventions.

To support ABRPL refinery with continuous supply of bamboo with consistent quality and price, NAFED and SBDA will work together for mobilizing bamboo farmers through SBDA promoted CBBO in Bamboo crop implemented by NAFED in Assam and through extending financial support to existing FPO/FPCs for organized scientific plantation of bamboo with thousands of small and marginal farmers. Scientific cultivation of Bamboo will be undertaken on 4000 to 5000 hectares of land for plantation of required quality of bamboo through the convergence of Government and Corporate Social Responsibility (CSR) Projects.

Implementation of NAFED SATHI PROJECT in partnership with Service Providers

Madhya Pradesh State Rural Livelihoods Mission (MPSRLM) under Govt. of M.P. in order to strengthen Self Help Groups, FPOs, Cooperatives, Federations wanted to work with NAFED for Sustainable Agri-based Livelihoods through Holistic Integration (SATHI) Project, as NAFED is an implementing agency for Formation and Promotion of 10,000 FPOs scheme under Ministry of Agriculture and Farmers Welfare (MoA&FW), Gol.

To implement NAFED SATHI PROJECT, FIFA which is a fully owned subsidiary of NAFED entered into a Memorandum of Understanding (MoU) with MPSRLM. The project involves infrastructure development for Self Help Groups, FPOs, Cooperatives, Federations for aggregation, processing, value addition through the convergence of various Govt. and CSR schemes. Agri and allied products will be marketed by these organizations with the support of FIFA.

Implementation of NAFED RURAL MARTS (NRM) for supply of Agri-inputs & NAFED Products in partnership with Service Providers (SP)

NAFED has around 1000 member societies and FIFA has around 600 FPOs as members. This network of organizations under NAFED-FIFA can be used to develop the supply chain of Agri-inputs and NAFED Products.



To implement the NAFED Rural Marts (NRM) project, a Virtual Input Market Platform (VIMP) shall be developed wherein all the FIFA member FPOs, NAFED member Societies, farmers, Input suppliers shall be registered. The FPOs/Societies will set up the NRMs through the convergence of Agri-infrastructure fund of the MoA&FW.

The SP will run the platform and aggregate demand from FPOs and Societies for Agri-inputs and NAFED Products. SP with support from FIFA-NAFED will arrange from reputed manufacturers and suppliers. FIFA will enter into MoU with these manufacturers for sustainable supply at competitive prices. The Service Provider will manage the supply chain of Agri-inputs and other essential products through NRM

on a revenue share basis so that there is no financial liability for FIFA and NAFED.

MoU to be executed with Agriculture Skill Council of India (ASCI)

NAFED is an Implementing Agency for the Formation and Promotion of 10,000 Farmer Producer Organizations (FPO) for the Ministry of Agriculture and Farmers Welfare (MoA&FW), GoI. The FPO Formation and Promotion involves training and skill-building of farmers in agri-inputs, farm machinery, crop production, harvest, post-harvest, livestock, agri-business, marketing, agri-entrepreneurship etc. NAFED / FIFA can converge various skilling initiatives of the Government for the benefit of FPOs and small farmers.

NAFED will enter into an MOU with ASCI for undertaking Agriculture skill training of small farmers & FPOs through FIFA as implementing partner and can submit joint proposals with Agriculture Skill Council of India (ASCI) to MSDE & NSDC which will be fully funded through Govt./CSR schemes and NAFED/FIFA will not be having any financial liabilities.

ASCI is a Section 8 Not-for-profit company working under the aegis of the Ministry of Skill Development & Entrepreneurship (MSDE) and National Skill Development Corporation (NSDC). ASCI works towards capacity building by bridging gaps and upgrading the skills of farmers, wage workers, self-employed & extension workers engaged in Agriculture & Allied Sectors. through the development of 182 Qualification Packs, Training Modules and Assessment systems covering various domains in Agriculture, Horticulture, Dairy, Livestock, Agri-entrepreneurship etc.



S. No.	Type of crop/FPO	Number of FPOs allotted to NAFED by MoA&FW	Registered FPOs	Remarks
1	Special Crop	125	1	NAFED was allotted 125 special crop FPOs in March 2021.
2	Organic FPOs	43	4	
3	Oilseeds FPOs	37	4	
4	Bamboo and Agro-for-estry	36	-	Allotted to NAFED in March 2021. NAFED allotted the FPOs to CBBOs in March 2021. Due to lockdown in various states, the CBBOs could not register the FPOs. They are likely to be registered by July 2021.
5	Honey FPOs	5	3	NAFED has registered 3/5 FPOs allotted in September 2020.
	TOTAL	246	12	

Commodity-wise progress of FPOs

Information Technology

The Division, being fully aware that the ability to automate routine tasks is a great way to increase the overall efficiency of the organization, is proactive and keeps itself abreast with technological requirements of the business divisions to provide the necessary technological support/solutions. The aim is not only to facilitate smooth execution of tasks but also to enable better monitoring, checks and controls. The Division continued to make advances, providing high tech IT-enabled services to NAFED's mainstream activities by delivering /implementing IT solutions to deliver better quality services with an emphasis on increased efficiency and improved productivity. Various initiatives were taken during the year as enumerated below:

NAFED's preparedness for facilitating work from home during COVID-19: When the COVID-19 was on the rise in the country during the initial period, keeping an eye on the global trends, the IT division pro-actively geared up to be in preparedness for the potential nationwide lockdown scenario in the country. Even before the lockdown was declared, the Division had tested and implemented Microsoft teams for all employees of NAFED in order to facilitate work from home. This software allows users to collaborate on documents and facilitates cloud storage, scheduling audio and video conferences. The system can be accessed via browser and mobile devices. Several

other work-from-home solutions were implemented by the Division during the lockdown which includes implementation of video conference solutions and their integration with VC set up at various branches and HO. The VC solutions also allowed employees to join the VC meetings from their homes via laptop and mobile devices and hence facilitating the necessary social distancing during Pandemic. The initiatives of the IT Division ensured uninterrupted work in NAFED during these challenging times.

Multi Portal Management System for better execution of e-auctions developed by IT Division:

IT Division has designed a Multi Portal Management System for ensuring time precision up to milliseconds for the same auction running across multiple portals in real-time. Multi Portal Management System is a cloud-based system for running e-auctions of the



same stock of Agri-Commodities simultaneously across multiple empanelled e-auction portals. This may help in achieving wider participation of bidders and may yield better price realization. Multi Portal Management System (MPMS) has been integrated with e-auction portals of empanelled vendors and made live.

Development of E-portal for NAFED: NAFED has initiated the development of a highly dynamic cloud-based e-auction portal to facilitate numerous business models in the federation including disposal of agri-commodities and for running various types of forward and reverse auctions for procurement and disposals of other commodities and services. The development work is in full swing and the first phase of the portal is expected to be launched soon.

Setup of Hybrid E-mail Solution: NAFED has deployed a hybrid e-mail solution wherein a SaaS-based Microsoft E-mail solution is deployed along with a cloud-hosted e-mail server. The hybrid solution allows cost optimization while ensuring improved security at required levels.

NAFED on boards Kisan Suvidha on UMANG APP: NAFED has onboarded on UMANG (Unified Mobile Application for New-Age Governance) app to provide various services to farmers and others. The APP allows access to Indian Government services online through web and mobile app. Various useful information such as MSP prices, different schemes of the Government, procurement locations along with dates, etc. is available for the benefit of farmers and others on this app.

Workshop for employees: The Division constantly strives to upgrade the skills of employees to empower them with new tools and technological solutions that can be implemented across business divisions/branches. In this regard, a workshop for the Power

BI tool was organized by the division to enable an understanding of how IT can empower the divisions and help in increasing efficiency and productivity at the workplace.

Up-gradation of IT Infrastructure: The infrastructure of Head Office and branches was upgraded by the division through procurement of new Desktops, Laptops and duplex Printers. AMC for old hardware was also renewed. The internet optical fiber-based leased line for NAFED, HO has been upgraded to 35 Mbps. Multiple Webcams have also been installed at user workstations to enable Video Conference meetings from their desk. NAFED website has also been upgraded with various new features like NAFED publication, scrolling messages, alert pop-ups, etc.

Online AGM and other online events: Due to the outbreak of COVID-19 Pandemic, the conduct of physical AGM was not possible due to Government restrictions to limit participants of gatherings. IT division organized online AGM of NAFED through Video Conferencing by coordinating with 25 locations spread across the nation. It has been the endeavour of the IT Division to assist users to take part in various events virtually as the pandemic has forced to limit the travel of officials. IT Division facilitated various events like the inauguration of new office premises of Jaipur Branch, Oath taking ceremony of Vigilance Awareness Week and many more such events.

Onboarding on GeM Platform: NAFED has onboarded on the GeM platform and also started procurement from the platform. NAFED also uses CPP Portal for e-tendering of tenders.

Upgradation of Antivirus Solution & Security: NAFED has deployed and upgraded the antivirus software with a central server to monitor attached client machines and effective IT policy implementation.

CHAPTER - 10

Legal & Tie up

All Divisions and Branches of NAFED are proactively being assisted by the Legal Division. The Division is closely monitoring all pending tie-up and legal cases on an India basis in close coordination with empanelled Advocates, Law Firm, Division at HO and Branches.

1. The work performances and related positive outcomes of Tie-up & Legal Division during the year are summarized below:
 - a. The Hon'ble Supreme Court finally heard our appeal pertaining to the enforcement of foreign award in the Alimenta matter and allowed the Civil Appeal No. 667/2012 of Nafed against the foreign award whereby declaring foreign award as nullity being against the public policy of India and contract executed with Alimenta as unenforceable. The landmark judgment dated 22.04.2020 passed unanimously by the three judges Bench of Hon'ble Supreme Court. The said judgment brought major relief to Nafed and ended 40 years long-pending litigation with Swiss-based company Alimenta S.A. The contentions and objections of Nafed were heard and accepted by the Hon'ble Supreme Court regarding the manner in which the arbitration award was passed by FOSFA at London. Nafed is saved from paying more than Rs. 400 crore to Swiss company as crystallized by Delhi Court.
 - b. The final arguments in the matter of Mumbai Alimenta matter have been concluded and reserved for judgment on 03.02.2020 and judgment is awaited being reheard on account of discharge of the Board by the earlier Court. A copy of judgment passed by Hon'ble Supreme Court in the Alimenta matter has already been filed in the Bombay High Court which may further



- hear additional argument on the said judgment in due course.
- c. The insolvency proceeding with regard to Tie-Up defaulter Handum Industries Ltd. is going on under the supervision of NCLT, Hyderabad.
- d. Establishment of Central Registry in the Legal Division, vide Business Circular 142 to compile all MoU, Agreements, Contracts, etc. executed by the Federation and issue-specific number to such documents. The compilation work and issuance of Registry Number are being carried out by the Legal Division.
- e. The auction process with regard to Mega Mall at Mumbai has been started under the supervision of Hon'ble Bombay High Court and the same is under consideration before Hon'ble Bombay High Court.
- f. Hon'ble Delhi High Court has passed orders in favour of NAFED for auction of properties of WDO.
- g. The Legal Section proactively assisted all Divisions and Branches of Nafed with regard to the legal vetting of Agreements, EOI, MoUs, etc. and rendered legal opinions as and when required.
- h. Legal and Tie-Up Divisions are putting in remarkable efforts in pursuing the cases of the Federation.

Public Relations

PR plays a strategic role in driving business to excellence. It plays a pivotal role in shaping an Organization's image, brand building and spread the organization's message. The main goal of public relations is to create, maintain and protect the organization's reputation, enhance its prestige, and present a favourable image among its stakeholders and the public at large.

PR division of NAFED works consistently to achieve the above objectives by spreading awareness and publicity about the role of NAFED amongst the farmers, consumers and other stakeholders apart from undertaking activities for the promotion of NAFED Brand consumer products.

To Expand the footprints of Nafed across the country, the Division implemented various initiatives during the year as summarized below :

Print Media

1. **Preparation, Publication and Distribution of quarterly News Letters** to enhance and ensure wider publicity of NAFED Business Activities across the country amongst its stakeholders.
2. Designing, Printing and Distribution of **Annual Report for 2019-2020 as per statutory requirement**
3. Designing, Printing and Distribution of **New Year Diaries 2021 and Calendars 2021 highlighting various business activities of Federation**
4. Printing of Success stories of Nafed in **Agriculture Today magazine** for 12 months
5. **Placement of Advertisements / Advertorials / Write-up's / Articles in Leading Magazines and Newspapers** viz. Indian Express, Financial Express, Jansatta, Business Line newspapers

and India Today, Fortune, Exotica, Environ Friend, News Discovery, Ravivar, Week, magazines to name a few.

Audio-Visual Media

1. **During the year, several documentary films were produced** on various pro-farmer and pro-consumer activities, namely Pulses Distribution under PMGKAY scheme of GOI, 1st Anniversary celebration of FPOs, Launch of Honey Corners at Nafed Bazaars and Film highlighting the success of FPOs, etc.

Out Door Campaign & Event participations

1. Division Carried out **Outdoor Campaign at 13 locations across Delhi at Bus Shelters and Unspools for wider Publicity of NAFED CMD Business Activities and PMGKAY scheme of Gol**
2. NAFED Participated in the events held virtually / physical formats across the nation to promote the activities towards Brand Building and promotion for the Federation Viz. Valley of Words in Dehradun, Ananya Webinar in Bhubneshwar, Odisha Corporate Foundation in New Delhi, Indus Food 2021 by TPCI in Noida, Conference of Agro-Processing Industries in Bundelkhand, Jhansi, Odisha Praba organized by Odia Samaj in New Delhi, Agro-Vision in Bhubneshwar, Event Rise in UP 2020 organized by Tarmeh Events at Ghaziabad, UP, Participation in AAHAR 2020 at APEDA Pavillion, Pragati Maidan, etc.

On-Line Promotion / Social Media campaign

Division carried out placement of banner Advertisement on Web Portals namely India Cooperative and Rural Voice India for wider publicity of Nafed activities. Also for online awareness among

Nafed officials and other stakeholders, the details of activities/events were posted on Twitter regularly.

CSR Activities


Towards commitment to society at large, the Federation donated raw material for the preparation of Ayush Kwath tablets to the poor and needy which are immunity booster tablets recommended by GOI to help fight COVID infection. Also, water purification

systems were installed by NAFED for the needy at Gajapati District of Odhisa.

Other Activities

In addition to the above, the task of distribution of Jute Kits containing Coffee Table Book, Pulses Book, Diary, News Letter and Calendar to Board of Directors, all delegates of our Member Cooperatives and State Govt. officials were undertaken by the Division.






Release of the Book “ NAFED’s Mission Pulse in Lockdown”

At the onset of COVID 19 Pandemic in India, the Union Finance & Corporate Affairs Minister Smt. Niramla Sitharaman had announced a relief package under the scheme **Pradhan Mantri Garib Kalyan Ann Yojana (PMGKAY)** for the poor. One of the initiatives under this package was to address the nutritional requirement of the poor through supply of protein rich pulses. At the same time, during the migration crises, the Government also directed NAFED to arrange supplies of Chana whole to the migrants under the **Aatma Nirbhar Bharat Scheme**. During these unprecedented times the Corona Warriors came to the fore and quietly fulfilled their duties anonymously. NAFED successfully completed this extremely challenging operation and supplied 1.50 million MT of processed and whole pulses in a span of mere 8 months to all the 36 States and Union Territories

across the country using various modes of transport including aircrafts of Indian Air Force, ships, boats, trucks and railway wagons/containers.

How this operation was implemented amidst such difficult conditions is a human story that needed to be captured and documented. This thought led to the inspiration of creating the docket “NAFED’s Mission Pulse in Lockdown”, which provides an insight into the grit, determination and dedication of the entire team of officials and staff of NAFED, who without caring for their own safety or comfort rose to the occasion in the service of the nation to provide food to the needy during this crises. The docket was released by the Hon’ble Chairman Dr. Bijender Singh and Board of Directors of NAFED during AGM on 23rd December, 2020.



CHAPTER - 12

Personnel, HRD, Vigilance & Library

As on 31st March 2021, NAFED has a motivated workforce of 410 comprising 119 officers and 291 other staff. More than 70 percent of the employees are placed at various branches of NAFED across the country.

Training and Development

To ensure the continuity of learning during COVID-19 pandemic, HRD deputed officials from HO and different branches for online training programmes organized by reputed institutes to upgrade their knowledge and skills for bringing about more efficiency in official work. During the year, 123 employees were trained through various online training programmes.



New joiners were imparted in-house intensive induction cum training programme to provide them an orientation about various activities of NAFED, its



Business Divisions and several other topics related to working of NAFED including role in the organization, parliamentary procedures, agricultural marketing, etc. In order to promote an ethical code of conduct in the organization, the joiners were imparted specialized activity-based sessions on “Human Values and Professional Ethics” along with sessions on topics like “Harmony in Life”, “Mindfulness” etc. Further, for providing necessary guidance and motivation to new joiners of the Federation and to advance their career goals, NAFED organized Mentoring Programs with the objective to tap into the existing knowledge, skills and experience of senior officers and transfer these skills to newer employees.



HR Division continued to provide a platform to students from across universities and colleges to enrich their knowledge by providing the opportunity to undergo project internships in various departments of Nafed based on their interest under the guidance of mentors, who assign them projects and guide them during the internship period.



Vigilance

Vigilance Division of NAFED has been working with the objectives of taking up the vigilance work objectively without creating any undue fear or demoralizing effect amongst the employees; creating consciousness of the job responsibilities among the employees keeping in view the interest of the Federation; detection and investigation of the cases of corruption and other mal-practices and advising the Management on preventive actions so as to reduce chances of corruption and mal-practices.

Preventive vigilance measures are taken to avert any likelihood of corruption. Punitive vigilance is also exercised where guilty are punished.

Examination of the existing procedure of the organization is done to eliminate or minimize

factors that provide opportunities for corruption or malpractices and suggesting remedial measures by planning, conducting regular inspections and surprise visits.

Central Vigilance Commission appoints a Part Time CVO from within the organization. The CVO acts as link between the Organization and CVC. Responsibilities of CVO are to maintain probity, integrity and efficiency in the Organization. CVO acts as watchful eye to curb corruption, misconduct, negligence, waste & wrongful loss to the Organization.

NAFED Library

NAFED Library continues to purchase books of the latest edition and journals / Magazines for the readers for their reference purpose and current awareness.

Hindi

वर्ष 2020–2021 के दौरान हिंदी में किए गए कार्य

हिंदी एक अधिकारिक भाषा है जो दृढ़ता से भारत के सभी राज्यों को जोड़ती है। इस तथ्य को मद्देनजर रखते हुए, नेफेड एक वाणिज्यिक संगठन होने के बावजूद भी यहां हिंदी में भी कार्य किया जाता है। गैर-हिंदी शाखाओं के साथ पत्राचार भी हिंदी में किया जाता है। महत्वपूर्ण अधिकारिक दस्तावेजों का अनुवाद जैसे बोर्ड एवं सामान्य निकाय की बैठकों, कार्यालय ज्ञापन, एडवर्टाइजिंग टेंडर नोटिस, फॉर्म, इत्यादि हिंदी में भी किए जाते हैं।

Hindi Work in NAFED during 2020-21

Hindi, the official language strongly connects all states of India. Acknowledging this fact, though NAFED is a commercial organization, the work is also done in Hindi. Apart from this, correspondence with Non-Hindi branches is also done in Hindi. Presently, translation of important official documents viz, meetings of BOD and General Body, Office Orders, Advertisement of Tender Notices, Forms etc. were outsourced.

CHAPTER - 14

National Horticultural Research and Development Foundation (NHRDF)

NHRDF, a society registered under the Societies Registration Act XXI of 1860, was established on 3rd November 1977 by NAFED & Associated shippers with the prime objective of carrying out research and development work in horticultural crops particularly onion and garlic. Its Head Office cum registered office is located at "Bagwani Bhavan", 47, Pankha Road, Institutional Area, Janakpuri, New Delhi.

NHRDF is a voluntary center of ICAR-All India Coordinated Research Project on Vegetable Crops (AICRP-VC) and All India Network Research Project on Onion and Garlic (AINRPOG), New Delhi. It is also a National Level Agency under Mission for Integrated Development of Horticulture (MIDH), as well as MPRNL Scheme under plant protection division of Ministry of Agriculture and Farmers Welfare, Government of India, New Delhi.

MANAGEMENT COMMITTEE

The Management of NHRDF vests in its Managing Committee. The Management Committee consists

of 4 members of NAFED, 4 members of Associate Shippers of onion, 10 members of cultivators of onions or any other export-oriented horticultural crops and 4 eminent scientists/experts of related field. The Director, NHRDF is the Member Secretary of the Committee.

SCIENTIFIC ADVISORY COMMITTEE

In addition, NHRDF also has a Scientific Advisory Committee (SAC) that meets twice in a year to evaluate the research activities, lay down technical programmes before each rabi and Kharif season and provide necessary guidance to the scientists of NHRDF. The SAC is headed by the Deputy Director-General (Horticultural Science), ICAR, Department of Agricultural Research and Education, Ministry of Agriculture and Farmers Welfare, Govt. of India, New Delhi. Eminent scientists from different institutes of ICAR and State Agricultural Universities (SAUs) in the respective disciplines are the members of this committee. The Director NHRDF is its Member Secretary.



INFRASTRUCTURAL FACILITIES

Regional Research Stations & Extension Centers

NHRDF has established 5 Regional Research Stations at Chitegaon & Sinnar (Maharashtra), Karnal (Haryana), Boudh (Odisha), Dindigul (Tamil Nadu) and 18 Extension Centers – New Delhi, Lasalgaon (Maharashtra), Kurnool (Andhra Pradesh), Patna (Bihar), Rajkot & Mahua (Gujarat), Hubli (Karnataka), Indore (Madhya Pradesh), Bhatinda (Punjab), Kota (Rajasthan), Coimbatore & Dindigul (Tamil Nadu), Deoria (Uttar Pradesh) KVK Delhi.

Modern Scientific Laboratories

State-of-the-art laboratories have been established by NHRDF at RRS Nashik and Karnal for undertaking tests in Plant Pathology, Bio-control laboratories, Entomology, Plant Physiology, Soil Testing & Bio-Chemistry, Pesticides Residue Analysis and Wine. The Pesticide Residual Analysis laboratory at Nashik is accredited by the National Accreditation Board for

Testing and Calibration of Laboratories (NABL) and approved by APEDA & AGMARK. For grapes, it is monitored by NRL and ICAR-NRC Pune. Wine Testing Laboratory is also recognized by European Union.

Storage Godowns & Sheds

NHRDF has also set up a Model Post-Harvest Research Complex at Lasalgaon, Nashik, having 10 handling sheds of 100 tonnes capacity each and 20 modern storage godowns of 50 tonnes capacity for providing infrastructural support to onion growers. In addition, it has also set up godowns at Karnal, Boudh and Indore for storage of garlic bulbs and at RRSSinnar, Chitegaon, Maharashtra, Ujwa, Delhi and Karnal in Haryana for storage of onion bulbs.

Seed Processing Units

NHRDF has established seed processing units with temperature and relative humidity-controlled seed storage facilities at Lasalgaon and Chitegaon, Nashik (Maharashtra), Karnal (Haryana), Indore (Madhya



Pradesh), Rajkot (Gujarat), Boudh (Odisha), Kurnool (Andhra Pradesh), Deoria, Uttar Pradesh and Delhi.

Research Farms

NHRDF has its own research farms at Boudh (Odisha) & Sinnar (Maharashtra), Chitegaon (Maharashtra), Karnal (Haryana), Dindigul (Tamil Nadu) and KVK Ujwa of around 250 acres.

Solar-Farm-Demonstration Unit at KVK, Ujwa, Delhi

KVK, Ujwa, a project fully funded by ICAR, is run and managed by NHRDF. This Kendra is providing useful technical and extension support and guidance to the farmers located in and around Delhi. Recently, KVK, Ujwa has set up a Solar Farm-Demonstration Unit of 110 KW capacity in its own premises at Ujwa under "Mukhya Mantri Kisan Aay Badhotary Solar Yojana". Since the solar panels of the above unit are set up on the elevated platform, the area of about 2000 meters available under these elevated solar panels is being used for the cultivation of various crops to demonstrate to the farmers that if they adopt similar technology, it will help them in increasing their income as they will be able to utilize the same area of land both for cultivation and solar power generation.

NOTABLE RESEARCH WORK

During the period of more than four decades of its existence, NHRDF has carried out significant research work in the field of horticultural crops particularly onion and garlic. Over the years, NHRDF has developed 18 and 12 varieties/advance lines of garlic and onion seeds, out of which, 11 varieties of garlic namely Agrifound White, Yamuna Safed, Yamuna Safed-2, Yamuna Safed-3, Yamuna Safed 4, Yamuna Safed 5, Yamuna Safed 8, Yamuna Safed 9, Agrifound Parvati, Agrifound Parvati -2 and newly developed Yamuna Purple 10 have already been notified by the Ministry of Agriculture and Farmers Welfare, Government of India. The last-named variety was notified on 26th November 2019 and is particularly suitable for the states of Delhi, Rajasthan, Haryana, Jammu

& Kashmir, Punjab, Tarai region of Uttar Pradesh, Uttarakhand, Bihar and Jharkhand.

The 6 notified varieties of onion are – Agri found Dark Red, Agri found Light Red, NHRDF-Red, NHRDF Red-2, NHRDF Red-4 and NHRDF Fursungi. The last-named NHRDF Fursungi was notified by the Ministry of Agriculture and Farmers Welfare, Government of India on 26th November 2019 and is particularly suitable for the states of Gujarat, Maharashtra, Delhi, Rajasthan, Haryana, Punjab and Jammu & Kashmir.

NHRDF has also extended its R & D programmes on other export-oriented vegetable crops like Okra, Tomato, Dolichos bean, Cowpea, Drumstick, pea and cucumber.

In addition, NHRDF has also developed 290 technologies relating to onion and garlic production and post-harvest management from time to time, and the same is adopted by growers of the country.

Services rendered to Farmers

NHRDF provides a number of services to the farmers in the field of horticultural crops, particularly, onion and garlic. The new technologies developed in the field of production and post-harvest management of onion and garlic are disseminated to farmers through seminars, training programmes and extension activities. NHRDF also timely and regularly distribute good quality breeder, foundation, certified and truthfully labeled seeds of onion, garlic and other vegetable crops like Bitter Gourd, Brinjal, Cauliflower, Chilies, Cowpea, Cucumber, Drumstick, Muskmelon, Okra, etc. cultivated in its own vegetable seed production programme to the Government Departments, Dealers, farmers, etc.

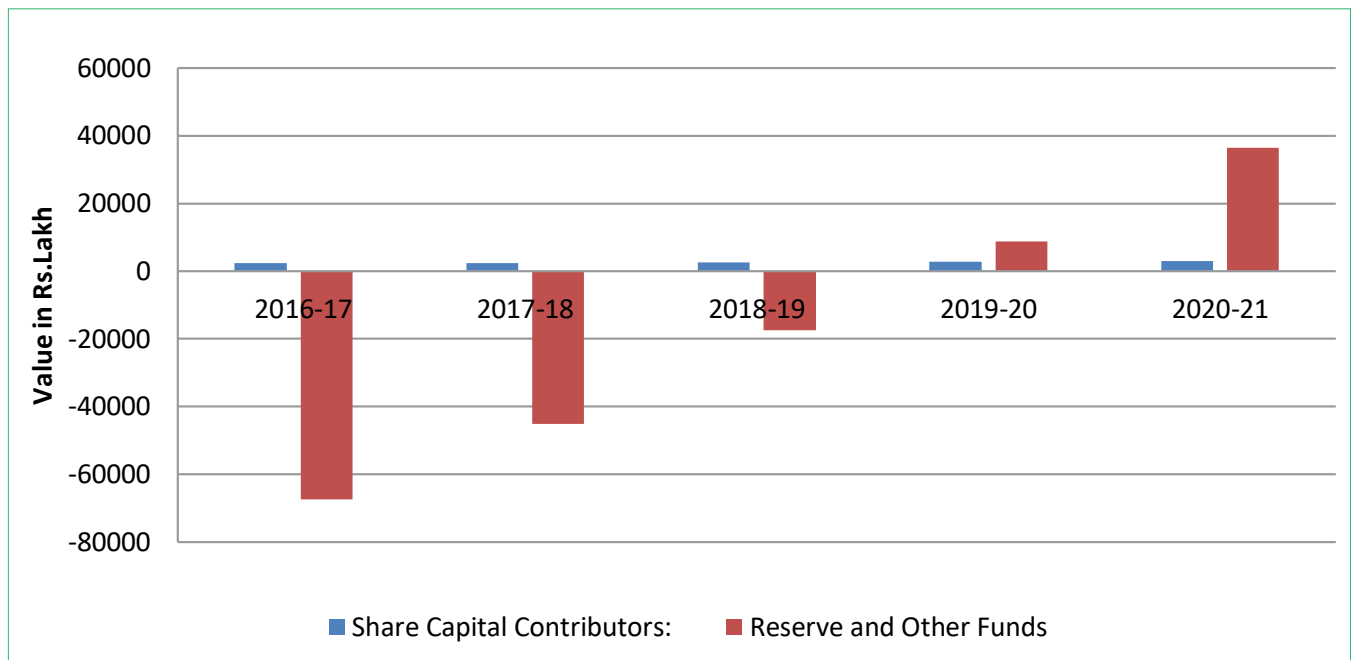
In addition, NHRDF also distributes Kitchen Garden kits to a number of State Governments. It also undertakes the production and distribution of good quality vermicompost and bio pesticides. Providing laboratory services to farmers, exporters, traders, institutions, etc. is one of the important services regularly rendered by NHRDF.

Annexure-I

Share Capital and Own Funds position during the last 5 years

(Value in Rs. Lakh)

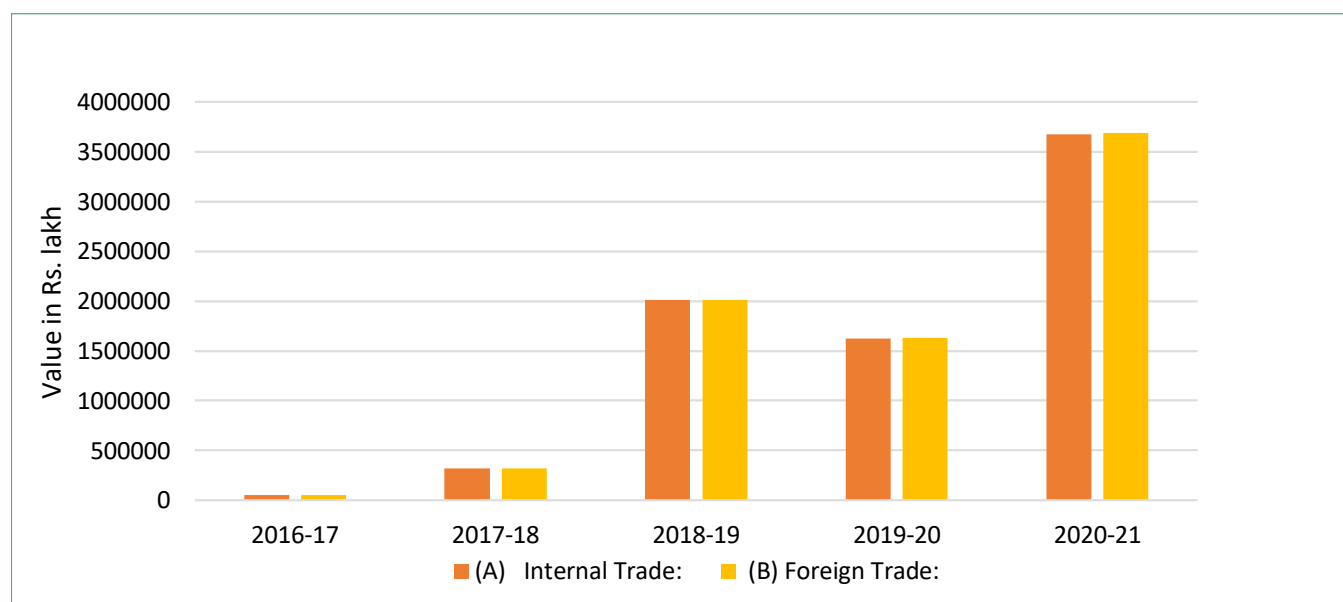
Particulars	2016-17	2017-18	2018-19	2019-20	2020-21
Share Capital Contributors:					
Cooperatives	2428.11	2467.18	2540.91	2705.08	3069.38
Total	2428.11	2467.18	2540.91	2705.08	3069.38
Reserve and Other Funds					
Funds	(-) 65771.53	(-)70230.24	(-)47912.32	(-)10555.18	9056.05
Net Profit(+)/Loss (-)	(-) 4074.74	22681.40	27931.38	16565.03	24394.70
Total own Funds	(-) 67418.16	(-)45081.65	(-)17440.03	8714.93	36520.13



Turnover during the last 5 year

(Value in Rs. Lakh)

Particulars	2016-17	2017-18	2018-19	2019-20	2020-21
(A) Internal Trade:					
1. Outright	24078.83	153433.31	316244.47	185850.24	1668867.47
2. Industrial Units & Seed, Bio fertilizers	3496.74	4248.70	6580.99	3352.92	3605.01
3. PSS/ PSF /Sales in GOI account	22901.14	163585.64	1688200.96	1437598.20	2003381.11
Total:	50476.71	321267.65	2011026.42	1626801.36	3675853.59
(B) Foreign Trade:					
1. Outright Export	---	---	2819.29	1296.99	13640.94
Total:	----	---	2819.29	1296.99	13640.94
Total Turnover (A+B)	50476.71	321267.65	2013845.71	1628098.35	3689494.53

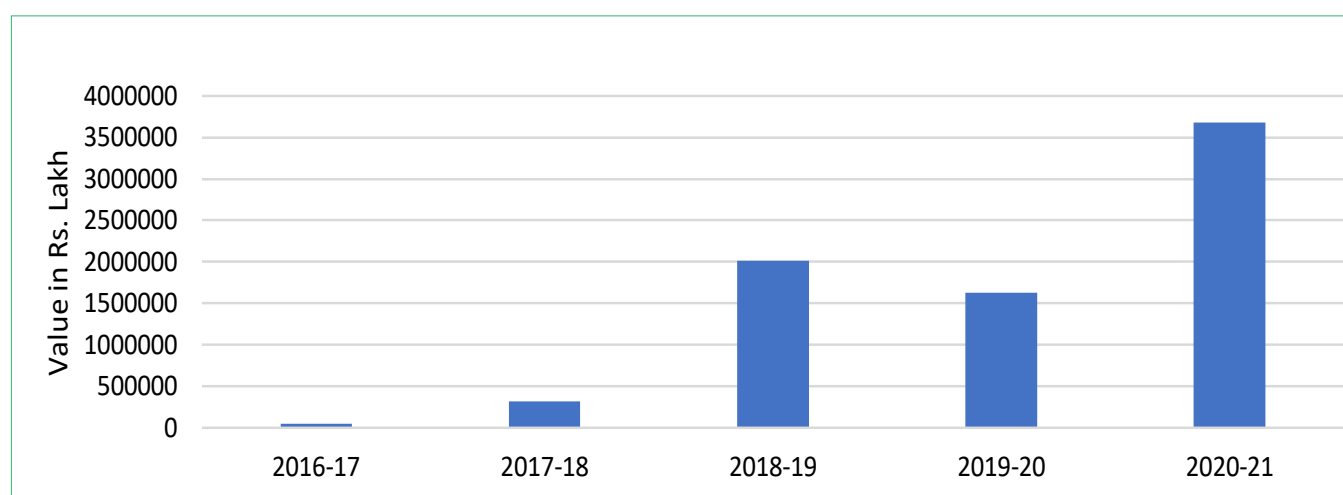


Internal Trade during the last 5 years

(Value in Rs. Lakh)

Commodity	2016-17	2017-18	2018-19	2019-20	2020-21
Outright:*					
Foodgrains	15392.07	31089.46	55123.08	79094.10	110905.95
Pulses	20528.76	240511.58	1268732.33	751953.20	2550522.53
Oilseeds & Oils	2631.31	34673.99	660222.94	704513.96	964943.77
Spices	372.29	266.66	432.10	136.00	73.59
Horticulture	1014.97	2359.53	1836.64	13478.83	14470.21
Cotton	---	---	--	--	--
Jute Goods	7.39	712.82	--	--	--
Poultry	225.53	231.23	250.03	205.89	94.62
Fertilizers	127.98	---	1104.54	608.85	16.23
Seed	3237.28	774.97	5476.45	2744.07	6086.58
Misc. Items (Rubber,Sugar, Tea, Salt, Misc. etc.)	6807.65	6398.71	20668.86	75363.45	28740.12
Agricultural Inputs	----	---	--	--	--
Industrial Units	131.48	4248.70	--	--	--
Total Internal Trade	50476.71	321267.65	2013846.97	1628098.35	3675853.60

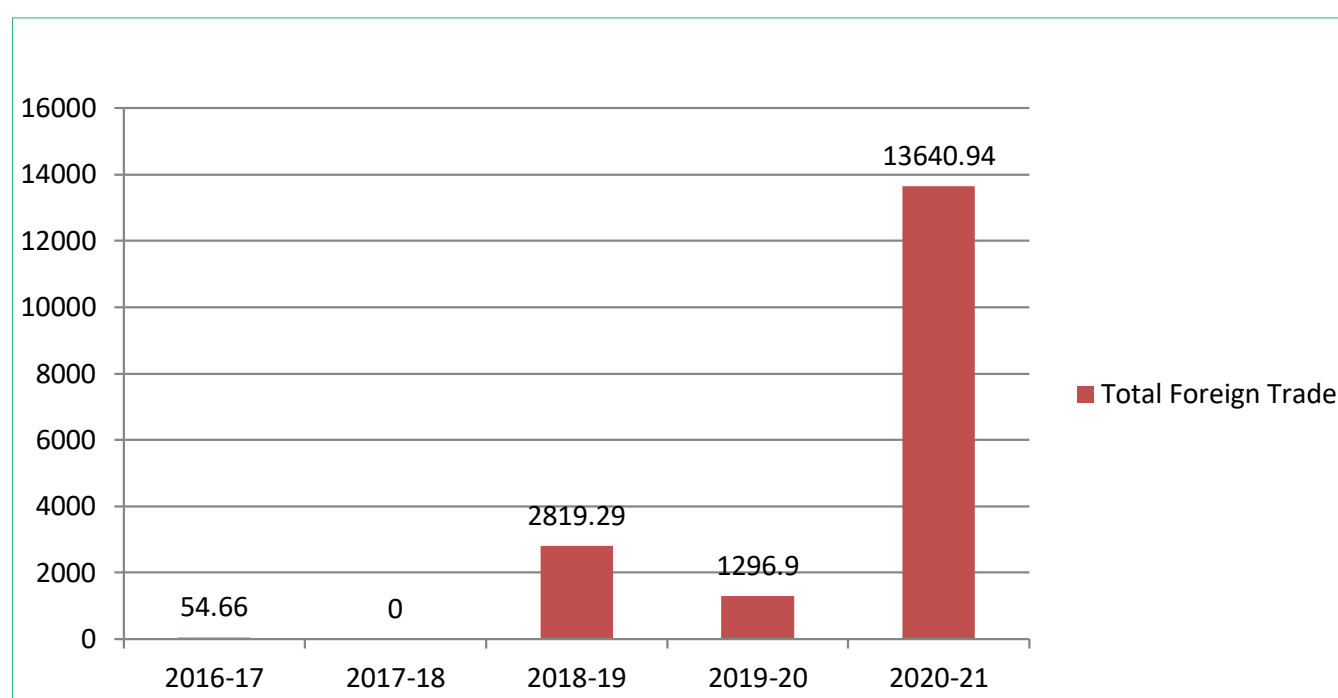
*Including PSS/PSF Sale.



Commodity-wise Foreign Trade of NAFED during the last 5 years

(Qty. in MTs/Value in Rs. Lakh)

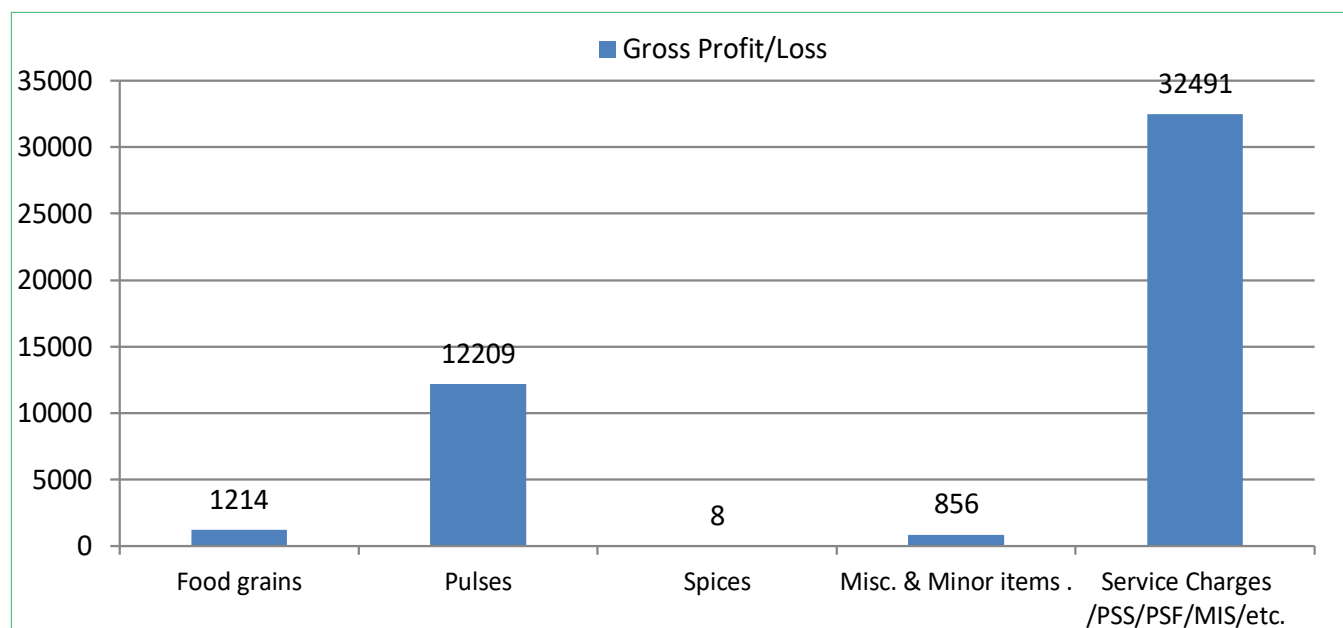
Commodity	2016-17		2017-18		2018-19		2019-20		2020-21	
	Qty.	Value	Qty.	Value	Qty.	Value	Qty.	Value	Qty.	Value
Outright Exports										
1. Horticulture										
Onion	231.02	54.66	Nil	Nil	NIL	NIL	NIL	NIL	NIL	NIL
TOTAL	231.02	54.66	Nil	Nil	Nil	NIL	Nil	NIL	Nil	NIL
2. Foodgrains & Pulses										
Rice	Nil	Nil	Nil	Nil	2250	859.29	10000	393.00	36897.40	13640.94
Rajma	Nil	Nil	Nil	Nil	300	323.10	Nil	NIL	Nil	NIL
TOTAL					2550	1182.39				
3. Others										
Blankets/Sweaters	Nil	Nil	Nil	Nil	4.25 pcs	1636.90		903.99	Nil	NIL
TOTAL	Nil	Nil	Nil	Nil	4.25 pcs	1636.90				
Total Outright Exports	231.02	54.66	Nil	Nil	2550.00 & 4.25 pcs	2819.29	10000	1296.99	36897.40	13640.94
Total Foreign Trade	231.02	54.66	Nil	Nil	2550.00 & 4.25 pcs	2819.29	10000	1296.90	36897.40	13640.94



Commodity-wise Profit/Loss statement for the year 2020-21

(Value in Rs. Lakh)

Sr. No.	Commodity/Group	Gross Profit/Loss
1.	Food grains	1214.00
2.	Pulses	12209.00
3.	Spices	8.00
4.	Misc. & Minor items including Poultry, Rubber, Tea, Salt, Sugar, Seeds, Fertilizer, etc.	856.00
5.	Service Charges /PSS/PSF/MIS/etc.	32491.00
6.	Others Income/Expenses, etc.	-
	Gross Profit/Loss	46,778.00



Procurement of Oilseeds & Pulses under PSS by NAFED

(Value in Rs. Lakh)

Commodity	Year	Support Price MSP+Bonus	Qty. procured in MTs	Value Rs. In Lakh MSP+Bonus	Major States of procurement
1. Soyabean	2016-17	2775	164.09	43.89	Maharashtra
	2017 K	2850+200	72280.731	22045.62	Maharashtra, Rajasthan, Telangana
	2018 K	19483.02	66.22		Maharashtra, Rajasthan, Telangana
	2020 K	3880.00	3.687	1.43	Maharashtra
2. Groundnut	2013-14	4000	338567	145732.02	Maharashtra, Gujarat, Rajasthan, AP, Karnataka, UP and Odisha
	2014-15	4000	8817.68	5105.97	Andhra Pradesh, Odisha
	2016-17	4120+100	210732.02	86821.59	Gujarat
	2017 K	4250+200	1044255.391	464693.65	Gujarat, Rajasthan, AP, Karnataka
	2018 R	4250+200	16.828	7.49	Telangana
	2018 K		717384.17	3508.01	Gujarat, Rajasthan, MP
	2019 R		130.76	0.64	Odisha
	2019 K		721074.28	3670.27	Gujarat, Rajasthan, AP
	2020 R	5090	2007.997	1022.07	Odisha
2020 K	5275	283044.735	149306.10	Gujarat, Rajasthan, UP, KAR, AP, Haryana	
3. Mustard seed	2014-15	3050	1714.821	558.56	Rajasthan
	2017-18	3900+100	13682.669	5473.07	Haryana, Rajasthan
	2019R	4425	1089036.00	4573.95	Haryana, Rajasthan, MP
	2020R	4425	800936.482	354414.39	Haryana, Rajasthan, MP, Gujarat, UP
4. Sunflower seed	2012-13	3700	1499	554.67	Karnataka
	2013-14	3700	4383	1634.22	Karnataka
	2014-15	3750	4153.213	1655.28	Odisha and Haryana
	2015-16	3750	4237.684	1589.13	Odisha and Haryana
	2016-17	3850+100	4949.268	1880.72	Odisha and Haryana
	2017-18	3850+100	6539.042	2582.92	Odisha, Haryana and Telangana
	2019R	-	3336.33	17.98	Telangana, Odisha and Haryana
2020R	5650	5257.881	2970.70	Telangana, Odisha and Haryana	
5. Copra	2012-13	5100 (Milling)	64962	35322.94	Tamilnadu, Kerala, AP, L.Dweep
	2013-14	5350 (Milling)	9275	5199.35	Karnataka, Kerala.
		5250 (Milling)	4117	2463.41	TN, Kerala, AP, L.Dweep, A&N
		5500 (Ball)	29490	17284.74	Karnataka
2016-17	6240 (Ball)	1837	1146.20	Tamilnadu and Karnataka	
	5950 (Milling)	4487	2669.81	Tamilnadu and Andhra Pradesh	
2019-20	9960 (Milling)	29.779	29.66	Tamilnadu	
	10300 (Ball)	5051.750	5203.30	Tamilnadu, Karnataka	

6. Gram	2013-14	3000	34306	10736.57	Mah. AP Karnataka
	2014-15	3100	279611.125	94123.66	Mah, Guj, MP, UP, Raj, Karnataka
	2017-18	4250+150	115453.362	50799.48	Mah, Guj,,Raj, Karnataka, AP, Telangana
	2019R		776360.24	3586.78	Telangana, MP,Rajasthan,Gujarat
	2020R	4875	2138416.17	1042477.88	AP,TG,MP,GUJ , Maharashtra, Raj, Kar
7. Urad	2012-13	3300	1.57	0.63	Rajasthan
	2013-14	4300	77050.806	34543.75	Maharashtra, AP,UP,MP,Guj.,W.B.Raj. Karnataka, Jhrkhand
	2014-15	4300	7453.262	3611.45	Jharkhand, WB, AP, Maharashtra, UP
		4300	6.70	6.56	Maharashtra
	2017 K	5200+200	268178.981	144816.65	Maharashtra, Gujarat, Rajasthan, UP, Karnataka,
	2017 S	4575+425	15747.647	7873.82	AP and Telangana
	2018 R	5200+200	95.010	51.31	M.P.
	2018 K		423527.51	2371.75	Telangana, MP,UP,Guj,Raj.
	2019R		18240.92	102.15	Maharashtra Odisha, Tamilnadu
2019K		132.31	0.75	Rajasthan, Gujarat	
2020K	6000	137.15	82.29	Maharashtra	
8. Arhar	2012-13	3850	16004.835	6328.15	Maharashtra, AP,MP
	2013-14	4300	42693	18755.12	Maharashtra, AP
	2014-15	4300	1079.648	1069.87	Maharashtra, AP
	2016 K	4625+425	196207.900	99084.99	Maharashtra, Gujarat and Karnataka
	2017 K	5250+200	603158.686	328721.48	Mah, Gujarat, AP, Telangana,Karnataka
	2018K		275673.52	1564.45	MP,Karnataka, Telengana.
2019K		536413.25	3111.20	Maharashtra, Kar, Telengana, AP, Guj.	
2020K	6000	10353.757	6212.25	Gujarat, Karnataka, T.N.,AP, Maharashtra	
9.Moong	2016-17	4800+425	8267.58	3968.43	Maharashtra and Karnataka
	2017 K	5375+200	293672.932	163722.66	Maharashtra, Rajasthan, Karnataka, AP, Telangana
	2017 S	4800+425	112407.165	58732.74	M.P. and Odisha
	2018K		296073.980	2065.12	Kar, Mah, MP, Guj
	2019R		26033.03	181.58	Odisha,T.N.
	2019K		140018.46	987.13	Rajasthan, Telengana, Mah.Karnataka.
	2020R	7050	7111.93	5013.91	Odisha, T.N.
2020K	7196	12596.628	9064.53	Rajasthan, T.N.Haryana, Maharashtra.	
10. Masoor	2020R	4800	1425.181	684.09	U.P, M.P.
11. Sesamumseed	2017 K	4800+200	3739.767	1869.88	West Bengal

Note : K denotes to Kharif Season
R denotes to Rabi Season
S denotes of Summer Season

Procurement of Oilseeds & Pulses under PSS by NAFED

(Value in Rs. Lakh)

Commodity	Year	Support Price per quintal	Quantity procured in MTs	Value in Rs. Lakh	Major States of procurement
1. Potato	1997-98	125-130/350	4697	159.27	UP, Karnataka
	2003-04	190	733	21.48	UP
2. Onion	1996-97	300	60	1.98	Karnataka.
3. Eggs (Qty in Lac No.)	1992-93	65/100	26.99	17.19	AP
	1993-94	75/100	91.02	61.63	AP
	1994-95	75/100	28.21	37.61	AP
	1995-96	82/100	34.82	32.96	AP, Punjab
	1996-97	110/100	141.43	137.51	AP, Punjab
	1999-2000	100/100	85.89	87.00	AP
	2000-01	90/100	34.93	31.20	AP
	2001-02	100/100	31.75	32.70	AP
4. Kinoo/Malta	1992-93	325A	1703	46.88	Punjab, Haryana.
	1993-94	350A	3133	49.49	HP, UP, Haryana
5. Black Pepper	1993-94	3300	1491	495.25	Kerala
6. Chillies	1993-94	1500	5000	806.64	AP
	1996-97	2200	126	29.48	AP
	1997-98	2250	8123	190.01	AP
7. Corrianderseed	1998-99	1250	378	45.88	Rajasthan
	2004-05	1450	80	12.48	Rajasthan
8. MIS Apple 2020	2020-21	3600	1.605	0.58	Jammu & Kashmir

ANNUAL ACCOUNTS

Chapters	Contents	Page No.
16 (i)	Auditor's Report	73
16 (ii)	Compliance on Auditors' Observations	79
16 (iii)	Balance Sheet	86
16 (iv)	Statement of Profit and Loss	87
16 (v)	Schedules	89
16 (vi)	Significant Accounting Policies	106

APN & ASSOCIATES
 CHARTERED ACCOUNTANTS
 4232/1, ANSARI ROAD,
 DARYAGANJ
 NEW DELHI 110002

DINESH JAIN & ASSOCIATES
 CHARTERED ACCOUNTANTS
 A-115, VIKAS MARG,
 SHAKARPUR,
 DELHI 110092

SATISH K. KAPOOR & CO.
 CHARTERED ACCOUNTANTS
 D-49, 1ST FLOOR, PANDAV NAGAR
 OPP. MOTHER DAIRY PLANT,
 NEW DELHI-110092

INDEPENDENT AUDITORS' REPORT

To,
 The Members,
**National Agricultural Cooperative Marketing
 Federation of India Ltd (NAFED), New Delhi**

Opinion

1. We have audited the financial statements of National Agricultural Cooperative Marketing Federation of India Ltd. (herein referred to as "Federation"), which comprises of the Balance sheet as at 31st March 2021, the Statement of Profit and Loss, and the cash flow statement for the year then ended, and notes to the financial Statements, including a summary of significant accounting policies and other explanatory information. Incorporated in these financial statements are trading operations of commodities on behalf of Government of India under Price Support Scheme Operations, Price Stabilization Fund, Market Intervention Scheme and PMGKAY audited by independent firms of Chartered Accountants and primarily relied upon by us.
2. Except for the effects of the matters described in the basis for qualified opinion in Para 3 below, Including the matters whose effect on the profit for the year and on assets and liabilities as at March 31st, 2021 is unascertainable, In our Opinion and to the best of our information and

according to the explanations. given to us, the aforesaid financial statements together with the notes thereon give the information required by the Multi State Co-operative Societies Act, 2002 and the Multi State Co-operative Societies Rules, 2002 and are in conformity with accounting principles generally accepted in India and give true and fair view of the state of affairs of the federation as at 31st March, 2021 , its profits and its cash flow for the year ended on that date.

3. Basis for Qualified Opinion

We conducted our audit in accordance with the Standards on Auditing (SAs) issued by ICAI. Our responsibilities under those standards are further described in the Auditor's Responsibilities for the Audit of the Financial Statements section of our report. We are independent of the entity in accordance with the ethical requirements that are relevant to our audit of the financial statements and we have fulfilled our other ethical responsibilities in accordance with these requirements. We believe that the audit evidence we have obtained is sufficient and appropriate to provide a basis for our opinion.

1. On the following points, we are unable to ascertain and report the impact on the Balance Sheet and Statement of Profit and Loss:



- a) The total tie-up receivables amounting Rs. 1,015.12 Crore is outstanding for a long period of more than 10 years (P.Y. Rs. 1,015.15 Crore) out of which Rs. 279.03 Crore (Previous year Rs. 263.13 Crore) are stated as secured by realizable and enforceable securities for which no sufficient and appropriate evidences have been provided to us viz latest pyhysical verification and valuation reports in respect of such securtities. A meagre provision of Rs. 4.11 Crore has been created against outstanding of Rs. 1,015.12 Crore which in our opinion is materially understated as there is no evidence to demonstrate its recovery.
- b) Sundry Debtors include Rs. 19.48 Crore (Other than Tie-up and Back to Back Business) which are outstanding for more than 3 years and no recovery has been made from the parties. Considering the uncertainty of recovery, the Federation should make appropriate provision in respect of the said outstanding in view of AS-9 on Revenue Recognition issued by ICAI.
- c) The stock of Rs. 89.22 Crore (Previous year Rs. 89.22 Crore) stated at cost is lying in the warehouse at Hyderabad since 2005-06 for which no latest verification and valuation report is available. Hence, the stock which has been deteriorated/scrapped due to such a prolonged period of time need to be stated at lower of cost or NRV.
- d) Sundry creditors/Trade payables include many parties which are outstanding for more than 3 years and no payment has been made to these parties. The Federation should take appropriate action for writing back such amount which is not payable
- e) Claims of Rs. 301.68 Crore have been rejected by Govt. Of India and the Federation has re-lodged the claim but has not been realised till date. No substantive evidence of its' recovery is available with the Federation and the same needs to be treated as doubtful of recovery and should be provided for.
- f) The Goods and Service Tax (GST) liability/asset as appearing in the books of accounts as on 31st March 2021 is not reconciled with the GSTN portal. In the absence of reconciliation, the financial impact of the same on profit/loss for the year could not be ascertained.
- g) An amount of Rs. 37.56 Crore has been charged to Profit & loss account during the year as GST expense on account of unadjusted GST Input tax credit (ITC) on PSS Operations and the same has been claimed as reimbursement of expenses from The Government of India and Simultaneously shown as ITC receivable as well as current liability in the books. In some branches, it was observed that some amount of GST ITC out of above that has already been adjusted against GST output liability has been shown in GST expense as unadjusted GST ITC.



- h) Service Charges related to PSS operations are being booked in the year of procurement which are not in line with guidelines issued by Government of India. (refer to Note No. 24 of Schedule 15B - Notes & Explanatory Statements)

Service Charges related to PSF operations-Onions are being booked @2.5 % which is not yet been confirmed by the Government of India.

As the effect of disclosure in the paras (a to h) above is not accurately ascertainable and furnishing the aggregate effect of only the ascertained amount will not be appropriate, hence we are not furnishing the aggregate effect of the ascertained amount on the Profit, Assets and Liabilities.

Responsibility of Management and Those Charged with Governance for the Financial Statements

4. The Federation's management is responsible with respect to the preparation of these financial statements that give a true and fair view of the financial position, financial performance and cash flows of the federation in accordance with the accounting principles generally accepted in India, including the Accounting Standards issued by ICAI as applicable to the federation, and the Multi State Co-operative Societies Act, 2002, the Multi State Co-operative Societies Rules, 2002.

This responsibility also includes maintenance of adequate accounting records in accordance with the provisions of the Act for safeguarding of the assets of the federation and for preventing and detecting frauds and other irregularities; selection and application of appropriate

accounting policies; making judgments and estimates that are reasonable and prudent; and design, implementation and maintenance of adequate internal financial controls, that were operating effectively for ensuring the accuracy and completeness of the accounting records, relevant to the preparation and presentation of the financial statements that give a true and fair view and are free from material misstatement, whether due to fraud or error. In preparing the financial statements, management is responsible for assessing the entity's ability to continue as a going concern, disclosing, as applicable, matters related to going concern and using the going concern basis of accounting unless management either intends to liquidate the entity or to cease operations, or has no realistic alternative but to do so.

Those charged with governance are responsible for overseeing the entity's financial reporting process.

Auditor's Responsibilities for the Audit of the Financial Statements

5. Our objectives are to obtain reasonable assurance about whether the financial statements as a whole are free from material misstatement, whether due to fraud or error, and to issue an auditor's report that includes our opinion. Reasonable assurance is a high level of assurance, but is not a guarantee that an audit conducted in accordance with SAs will always detect a material misstatement when it exists. Misstatements can arise from fraud or error and are considered material if, individually or in the aggregate, they could reasonably be expected to influence the economic decisions



of users taken on the basis of these financial statements.

Our responsibility is to express an opinion on these financial statements based on our audit. We conducted our audit in accordance with the Standards on Auditing issued by the Institute of Chartered Accountants of India. Those Standards require that we comply with ethical requirements and plan and perform the audit to obtain reasonable assurance about whether the financial statements are free from material misstatements.

An audit involves performing procedures to obtain audit evidence about the amounts and disclosures in the financial statements. The procedures selected depend on the auditor's judgment, including the assessment of the risks of material misstatement of the financial statements, whether due to fraud or error. In making those risk assessments, the auditor considers internal control relevant to the Federation's preparation and fair presentation of the financial statements in order to design audit procedures that are appropriate in the circumstances, but not for the purpose of expressing an opinion on the effectiveness of the Federation's internal control. An audit also includes evaluating the appropriateness of accounting policies used and the reasonableness of the accounting estimates made by management, as well as evaluating the overall presentation of the financial statements. We believe that the audit evidence we have obtained is sufficient and appropriate to provide a basis for our audit opinion.

6. Other Matters

(a) On account of COVID 19 pandemic, the audit of some of the branches of Federation was conducted from remote location and remote access to books of account through online mode. The review of physical documents and verification was carried out through scanned images of documents, information received through emails, confirmations and explanations provided by the Federation. There are inherent limitations to scanned documents especially w.r.t. availability of original documents with Federation, authenticity of the documents available. Our opinion expressed in the present report is based on the limited information, facts and inputs made available to us through electronic means by the Federation's management. We wish to highlight that due to the COVID 19 induced restrictions, we could not visit some of the branches for undertaking the required audit procedures as prescribed under ICAI issued Standards on Auditing.

We draw your attention to Note No. 27 of Schedule 15B - Notes & Explanatory Statements of the financial statements which states that in view of the management, there is no impact of Covid-19 pandemic on the functioning and finance of the Federation.

(b) We have observed various deviations and weaknesses in the internal financial controls which may have significant impact on functioning of the Federation. A detailed note on the same has been given



to the management for further action and improvement.

- (c) Balances in respect of Debtors, Creditors and Loans & Advances are subject to confirmation and reconciliation. Further it has been observed that confirmation from Creditors and Loans & Advances has not been sought by the Federation. Consequential effect of the same on Financial Statements could not be ascertained. (Refer to Note No. 8 of Schedule 15B - Notes & Explanatory Statements)
- (d) The Federation is showing amount payable as well as receivables for supplies received and made under OTR by different branches. The same is not set off with each other, hence both amount payable and receivables are overstated.
- (e) The physical verification of stocks was not carried out by the Federation as we were not provided any physical verification reports/ records and we have relied upon the certification by the concerned parties/CWC/ SWC/ Federation. Due to Covid19 restrictions stock certificates from some of the stores could not be obtained. (Refer to Note No. 12 of Schedule 15B - Notes & Explanatory Statements).
- (f) We have observed certain deficiencies in maintenance of stock records as at some branches WHR/Stock records were not updated/ properly maintained. In view of our observation, control over maintenance of inventory records needs to be strengthened

further. (Refer to Note No. 12 of Schedule 15B - Notes & Explanatory Statements).

- (g) Title deed of properties amounting to Rs. 0.18 Crores are yet to be executed in favor of the federation.
- (h) The Federation has entered into "One Time Settlement Agreement" with the lender banks for loans having current outstanding of Rs. 2407.11 Crores, which has been settled for Rs. 478.00 Crores along with transfer of auction rights of the properties of the defaulting party in Mega Mall, Andheri, Mumbai on "as is where is basis" vide agreement dated 27.03.2018. Since part of the settlement agreement is still pending, the federation has not given its effect in the books of account. The same will be given effect in the year, the Federation obtains no dues certificates from the lender banks. This may have significant impact on the profitability of the Federation in the year of final settlement. (Refer to Note No. 14 of Schedule 15B - Notes & Explanatory Statements).
- (i) The Federation has not classified payables as per the disclosure requirements under MSMED Act 2006 for want of relevant declaration from the suppliers as per Section 8 of the MSMED Act, 2006. (Refer to Note No. 17 of Schedule 15B - Notes & Explanatory Statements).
- (j) The Internal Audit & Control Systems need to be strengthened considering the size, operation and nature of business of the Federation.



Report on Other Legal & Regulatory Requirements

7. The Balance Sheet, the Statement of Profit and Loss and the cash flow statement have been drawn up as per the Multi State Co-operative Societies Act, 2002, the Multi State Co-operative Societies Rules, 2002.
8. Subject to the limitations of the audit indicated in paragraph 4 & 5 above and as required by Section 73(4) of the Multi State Co-operative Societies Act, 2002, and subject also to the limitations of disclosure required therein, we report that:
- a) We have obtained all the information and explanations, which to the best of our knowledge and belief were necessary for the purpose of our audit and have found them to be satisfactory;
 - b) In our opinion, proper books of account as required by law have been kept by the Federation so far as it appears from our examination of those books.
 - c) The Balance Sheet, the statement of Profit and Loss and cash flow statement dealt with by this report are in agreement with the books of account;
 - d) Except for the matter described in the Basis for Qualified Opinion Paragraph, the Balance Sheet, the Profit and Loss Account and the Statement of Cash Flows comply with applicable accounting standards unless otherwise stated.

<p>FOR APN & ASSOCIATES CHARTERED ACCOUNTANTS FRN: 001876N</p>  <p>CA Naresh Chand Gupta PARTNER M No: 087233 UDIN: 21087233AAAACH9749</p>	<p>FOR DINESH JAIN & ASSOCIATES CHARTERED ACCOUNTANTS FRN: 004885N</p>  <p>CA Dinesh Kumar Jain PARTNER M No: 082033 UDIN: 21082033AAAAFW3233</p>	<p>FOR SATISH K. KAPOOR & CO. CHARTERED ACCOUNTANTS FRN: 016222N</p>  <p>CA Satish K. Kapoor PARTNER M No: 094823 UDIN: 21094823AAAABR6799</p>
--	--	--

Place : New Delhi

Date : 19th August 2021

**PARA-WISE COMPLIANCE ON AUDITORS' OBSERVATIONS
FOR THE YEAR 2020-2021**

AUDIT OBSERVATION	COMPLIANCE
<p>Opinion</p> <p>1. We have audited the financial statements of National Agricultural Cooperative Marketing Federation of India Ltd. (herein referred to as "Federation"), which comprises of the Balance sheet as at 31st March 2021, the Statement of Profit and Loss, and the cash flow statement for the year then ended, and notes to the financial Statements, including a summary of significant accounting policies and other explanatory information. Incorporated in these financial statements are trading operations of commodities on behalf of Government of India under Price Support Scheme Operations, Price Stabilization Fund, Market Intervention Scheme and PMGKAY audited by independent firms of Chartered Accountants and primarily relied upon by us.</p> <p>2. Except for the effects of the matters described in the basis for qualified opinion in Para 3 below, Including the matters whose effect on the profit for the year and on assets and liabilities as at March 31st, 2021 is unascertainable, In our Opinion and to the best of our information and according to the explanations. given to us, the aforesaid financial statements together with the notes thereon give the information required by the Multi State Co-operative Societies Act, 2002 and the Multi State Co-operative Societies Rules, 2002 and are in conformity with accounting principles generally accepted in India and give true and fair view of the state of affairs of the federation as at 31st March, 2021 , its profits and its cash flow for the year ended on that date.</p> <p>3. Basis for Qualified Opinion</p> <p>We conducted our audit in accordance with the Standards on Auditing (SAs) issued by ICAI. Our responsibilities under those standards are further described in the Auditor's Responsibilities for the Audit of the Financial Statements section of our report. We are independent of the entity in accordance with the ethical requirements that are relevant to our audit of the financial statements and we have fulfilled our other ethical responsibilities in accordance with these requirements. We believe that the audit evidence we have obtained is sufficient and appropriate to provide a basis for our opinion.</p>	<p>No Comments</p> <p>No Comments</p>

<p>l) On the following points, we are unable to ascertain and report the impact on the Balance Sheet and Statement of Profit and Loss:</p> <p>a) The total tie-up receivables amounting Rs 1015.12 Crore is outstanding for a long period of more than 10 years (P.Y.Rs 1015.15 Crore) out of which Rs. 279.03 crore (Previous year Rs.263.13 crore) are stated as secured by realizable and enforceable securities for which no sufficient and appropriate evidences have been provided to us viz latest pyphysical verification and valuation reports in respect of such securities. A meagre provision of Rs. 4.11 crore has been created against outstanding of Rs. 1015.12 Crore which in our opinion is materially understated as there is no evidence to demonstrate its recovery.</p>	<p>During the year 2003-04 to 2005-06, Nafed undertook tie-up/back to back business with private parties both in agricultural and non-agricultural/non-traditional items. Under this business model funds were mostly made available to the parties for procurement and subsequent hypothecation of stocks in favor of Nafed. In some cases, a few tie-up parties diverted the funds for the purposes other than those specified in the MOU/agreement. In other cases, some Tie-up parties reportedly made losses on account of market conditions and stopped making payment of Nafed's dues. In order to recover the huge outstanding dues from the tie-up defaulters, Nafed initiated civil and criminal proceedings against them by filing claim petitions before the Arbitrators, Civil Courts and criminal cases under section 138 of NIA for dishonoring of Cheques issued by the parties in favor of Nafed. Nafed has filed several cases under section 138 of Negotiable Instruments Act. Nafed also filed criminal complaints against some of the parties with CBI/EOW. The concerted efforts put in by Nafed to recover the outstanding amount have started yielding results. In cases where orders for decree / auction of property belonging to the parties have been passed, necessary action to auction the property as per direction of court is being taken. CBI/ EOW has also filed charge sheets before the appropriate courts in all the complaints filed by NAFED. Since litigation is a long drawn and time consuming process, in order to expedite recoveries from interested tie-up defaulters, the Board of Directors in its meeting held on 9.7.2010 has approved the comprehensive one time settlement policy based on RBI guidelines. In view of the above stated actions, it is expected that some recoveries shall be effected in due course of time</p>
---	---

<p>b) Sundry Debtors include Rs.19.48 Crore (Other than Tie-up and Back to Back Business) which are outstanding for more than 3 years and no recovery has been made from the parties. Considering the uncertainty of recovery, the Federation should make appropriate provision in respect of the said outstanding in view of AS-9 on Revenue Recognition issued by ICAI.</p> <p>c) The stock of Rs. 89.22 Cr (Previous year Rs. 89.22 Cr) stated at cost is lying in the warehouse at Hyderabad since 2005-06 for which no latest verification and valuation report is available. Hence, the stock which has been deteriorated/ scrapped due to such a prolonged period of time need to be stated at lower of cost or NRV.</p> <p>d) Sundry creditors/Trade payables include many parties which are outstanding for more than 3 years and no payment has been made to these parties. The Federation should take appropriate action for writing back such amount which is not payable</p> <p>e) Claims of Rs. 301.68 Cr have been rejected by Govt. Of India and the Federation has re-lodged the claim but has not been realised till date. No substantive evidence of its recovery is available with the Federation and the same needs to be treated as doubtful of recovery and should be provided for.</p> <p>f) The Goods and Service Tax (GST) liability/asset as appearing in the books of accounts as on 31st March 2021 is not reconcilable with the GSTN portal. In the absence of reconciliation, the financial impact of the same on profit/loss for the year could not be ascertained.</p> <p>g) An amount of Rs.37.56 Crore has been charged to Profit & loss account during the year as GST expense on account of unadjusted GST Input tax credit (ITC) on PSS Operations and the same has been claimed as reimbursement of expenses from The Government of India and Simultaneously shown as ITC receivable as well as current liability in the books.</p> <p>h) Service Charges related to PSS operations are being booked in the year of procurement which are not in line with guidelines issued by Government of India (refer note no 24). Service Charges related to PSF operations-Onions are being booked @2.5 % which is not yet been confirmed by the Government of India.</p>	<p>The amount pertains to supplies made to various Institutions and vigorous follow up is being made for recovery of the same and the management is hopeful for recovery, thus, considered debt as good.</p> <p>As per Significant Accounting Policies of the federation, stocks held under back to back / Tie up arrangement is valued at cost.</p> <p>The federation is writing back the credit balances of Sundry Creditors / Trade payables which are outstanding for more than 3 years old on case to case basis. However, balances outstanding for more than 3 years old pertaining to State Federation / Societies is being reconciled and will be settled accordingly.</p> <p>Decision on post vetting of PSS claims is awaited from DAC&FW, GOI.</p> <p>Reconciliation of GST is being carried on and its consequential effect will be accounted for in the books of account during FY 2021-22.</p> <p>On reimbursement of unadjusted GST Input tax credit (ITC) of Rs 37.56 crore from the Government of India, the GST input tax credit will be reversed by setting off current liability in the books of accounts.</p> <p>Service charges being booked in the year of procurement on MSP value are being followed. However, withdrawal of 0.5% service charges is being made as per PSS guidelines. The service charges @ 2.50% have been charged as per PSF guidelines.</p>
--	--

As the effect of disclosure in the paras (a to h) above is not accurately ascertainable and furnishing the aggregate effect of only the ascertained amount will not be appropriate, hence we are not furnishing the aggregate effect of the ascertained amount on the Profit, Assets and Liabilities.

Responsibility of Management and Those Charged with Governance for the Financial Statements

No Comments

4. The Federation's management is responsible with respect to the preparation of these financial statements that give a true and fair view of the financial position, financial performance and cash flows of the federation in accordance with the accounting principles generally accepted in India, including the Accounting Standards issued by ICAI as applicable to the federation, and the Multi State Co-operative Societies Act, 2002, the Multi State Co-operative Societies Rules, 2002.

This responsibility also includes maintenance of adequate accounting records in accordance with the provisions of the Act for safeguarding of the assets of the federation and for preventing and detecting frauds and other irregularities; selection and application of appropriate accounting policies; making judgments and estimates that are reasonable and prudent; and design, implementation and maintenance of adequate internal financial controls, that were operating effectively for ensuring the accuracy and completeness of the accounting records, relevant to the preparation and presentation of the financial statements that give a true and fair view and are free from material misstatement, whether due to fraud or error. In preparing the financial statements, management is responsible for assessing the entity's ability to continue as a going concern, disclosing, as applicable, matters related to going concern and using the going concern basis of accounting unless management either intends to liquidate the entity or to cease operations, or has no realistic alternative but to do so.

Those charged with governance are responsible for overseeing the entity's financial reporting process.

Auditor's Responsibilities for the Audit of the Financial Statements

No Comments

5. Our objectives are to obtain reasonable assurance about whether the financial statements as a whole are free from material misstatement, whether due to fraud or error, and to issue an auditor's report that includes our opinion. Reasonable assurance is a high level of assurance, but is not a guarantee that an audit conducted in accordance with SAs will always detect a material misstatement when it exists. Misstatements can arise from fraud or error and are considered material if, individually or in the aggregate, they could reasonably be expected to influence the economic decisions of users taken on the basis of these financial statements.

Our responsibility is to express an opinion on these financial statements based on our audit. We conducted our audit in accordance with the Standards on Auditing issued by the Institute of Chartered Accountants of India. Those Standards require that we comply with ethical requirements and plan and perform the audit to obtain reasonable assurance about whether the financial statements are free from material misstatements.


An audit involves performing procedures to obtain audit evidence about the amounts and disclosures in the financial statements. The procedures selected depend on the auditor's judgment, including the assessment of the risks of material misstatement of the financial statements, whether due to fraud or error. In making those risk assessments, the auditor considers internal control relevant to the Federation's preparation and fair presentation of the financial statements in order to design audit procedures that are appropriate in the circumstances, but not for the purpose of expressing an opinion on the effectiveness of the Federation's internal control. An audit also includes evaluating the appropriateness of accounting policies used and the reasonableness of the accounting estimates made by management, as well as evaluating the overall presentation of the financial statements. We believe that the audit evidence we have obtained is sufficient and appropriate to provide a basis for our audit opinion.

6. Other Matters

- (a) On account of COVID 19 pandemic, the audit of some of the branches of Federation was conducted from remote location and remote access to books of account through online mode. The review of physical documents and verification was carried out through scanned images of documents, information received through emails, confirmations and explanations provided by the Federation. There are inherent limitations to scanned documents especially w.r.t. availability of original documents with Federation, authenticity of the documents available. Our opinion expressed in the present report is based on the limited information, facts and inputs made available to us through electronic means by the Federation's management. We wish to highlight that due to the COVID 19 induced restrictions, we could not visit some of the branches for undertaking the required audit procedures as prescribed under ICAI issued Standards on Auditing.
- We draw your attention to Note No. 24 of Schedule 15-Notes & Explanatory statements of the financial statements which states that in view of the management, there is no impact of Covid-19 pandemic on the functioning and finance of the Federation.

No Comments

<p>(b) We have observed various deviations and weaknesses in the internal financial controls which may have significant impact on functioning of the Federation. A detailed note on the same has been given to the management for further action and improvement.</p> <p>(c) Balances in respect of Debtors, Creditors and Loans & Advances are subject to confirmation and reconciliation. Further it has been observed that confirmation from Creditors and Loans & Advances has not been sought by the Federation. Consequential effect of the same on Financial Statements could not be ascertained. (Refer to note No. 8 of Schedule 15-Notes & Explanatory statements)</p> <p>(d) The Federation is showing amount payable as well as receivables for supplies received and made under OTR by different branches. The same is not set off with each other, hence both amount payable and receivables are overstated.</p> <p>(e) The physical verification of stocks was not carried out by the Federation as we were not provided any physical verification reports/ records and we have relied upon the certification by the concerned parties/CWC/ SWC/ Federation. Due to Covid19 restrictions stock certificates from some of the stores could not be obtained. (Refer note no.12 of Schedule 15-Notes & Explanatory Statements).</p> <p>(f) We have observed certain deficiencies in maintenance of stock records as at some branches WHR/Stock records were not updated/ properly maintained. In view of our observation, control over maintenance of inventory records needs to be strengthened further.(Refer Note No.12 of Schedule 15-Notes & Explanatory Statements.)</p> <p>(g) Title deed of properties amounting to Rs. 0.18 Crores are yet to be executed in favor of the federation.</p> <p>(h) The Federation has entered into "One Time settlement Agreement" with the lender banks for loans having current outstanding of Rs. 2407.11 crore , which has been settled for Rs. 478.00 Crores along with transfer of auction rights of the properties of the defaulting party in Mega Mall, Andheri, Mumbai on "as is where is basis" vide agreement dated 27.03.2018. Since part of the settlement agreement is still pending, the federation has not given its effect in the books of account. The same will be given effect in the year, the Federation obtains no dues certificates from the lender banks. This may have significant impact on the profitability of the Federation in the year of final settlement. (Refer to note No. 14 of Schedule 15-Notes & Explanatory Statements).</p>	<p>Auditors have given some suggestions for improvement of working of the Federation which are noted for future compliance.</p> <p>For confirmation of balances we have already issued letters to the concerned parties/ societies. A few of them have responded. As regards reconciliation, in many cases the accounts have been reconciled with the federation/ primary societies and parties. Steps are being taken to reconcile the remaining accounts.</p> <p>Since operations are ongoing, therefore accounts of parties will be adjusted at the time of completion of transaction.</p> <p>No comments.</p> <p>No comments.</p> <p>No comments.</p> <p>No comments.</p>
--	---

<p>(i) The Federation has not classified payables as per the disclosure requirements under MSMED Act 2006 for want of relevant declaration from the suppliers as per Section 8 of the MSMED Act, 2006. (Refer to note No. 17 of Schedule 15-Notes & Explanatory Statements).</p> <p>(j) The internal Audit & Control systems need to be strengthened considering the size, operation and nature of business of the Federation.</p>	<p>No comments.</p> <p>Noted for compliance.</p>
<p>Report on Other Legal & Regulatory Requirements</p>	
<p>7. The Balance Sheet, the Statement of Profit and Loss and the cash flow statement have been drawn up as per the Multi State Co-operative Societies Act, 2002, the Multi State Co-operative Societies Rules, 2002.</p>	<p>No comments.</p>
<p>8. Subject to the limitations of the audit indicated in paragraph 4 & 5 above and as required by Section 73(4) of the Multi State Co-operative Societies Act, 2002, and subject also to the limitations of disclosure required therein, we report that:</p> <p>a) We have obtained all the information and explanations, which to the best of our knowledge and belief were necessary for the purpose of our audit and have found them to be satisfactory;</p> <p>b) In our opinion, proper books of account as required by law have been kept by the Federation so far as it appears from our examination of those books.</p> <p>c) The Balance Sheet, the statement of Profit and Loss and cash flow statement dealt with by this report are in agreement with the books of account;</p> <p>d) Except for the matter described in the Basis for Qualified Opinion Paragraph, the Balance Sheet, the Profit and Loss Account and the Statement of Cash Flows comply with applicable accounting standards unless otherwise stated.</p>	<p>No comments.</p> <div style="text-align: right;">  Nidhi Shrivastava General Manager (F & A) </div>

NATIONAL AGRICULTURAL COOPERATIVE MARKETING
FEDERATION OF INDIA LTD, NEW DELHI

BALANCE SHEET AS AT 31ST MARCH, 2021

	SCHEDULE NO	AS AT 31-03-2021		AS AT 31-03-2020	
		₹	₹	₹	₹
SOURCES OF FUNDS					
SHAREHOLDER'S FUNDS					
Share Capital	1	30,69,38,500		27,05,08,500	
Share Application Money		7,47,32,153		1,20,13,993	
Reserves & Surplus Fund	2	6,13,24,48,955		4,79,25,43,926	
Profit / (Loss) Account	3	(4,25,58,93,323)	2,25,82,26,284	(5,22,68,43,787)	(15,17,77,368)
LOAN FUNDS					
Secured Loans	4		2,57,09,32,66,350		2,95,80,57,42,837
			2,59,35,14,92,634		2,95,65,39,65,469
APPLICATION OF FUNDS					
Fixed Assets	5	3,14,76,63,150		3,15,97,89,857	
Construction Work in Progress	6	22,54,91,670		20,29,36,138	
Investment (Net of provisions)	7	98,71,64,400	4,36,03,19,220	8,41,27,000	3,44,68,52,995
NET CURRENT ASSETS					
Current Asset, Loans & Advances	8	3,27,13,48,73,304		4,25,82,61,36,716	
Less:					
Current Liabilities & Provisions	9	(75,23,60,74,197)	2,51,89,87,99,107	(1,36,99,50,81,354)	2,88,83,10,55,362
Deferred Tax Asset (Net)			3,09,23,74,307		3,37,60,57,112
			2,59,35,14,92,634		2,95,65,39,65,469
Significant Accounting Policies & Notes on Financial Statements	15				


(NIDHI SHRIVASTAVA)
GENERAL MANAGER (F&A)


(SANJEEV KUMAR CHADHA)
MANAGING DIRECTOR

AS PER OUR REPORT OF EVEN DATE

FOR APN & ASSOCIATES
CHARTERED ACCOUNTANTS
FRN: 001876N



(CA NARESH CHAND GUPTA)
PARTNER
M No: 087233

Place: New Delhi
Date: 19.08.2021

FOR DINESH JAIN & ASSOCIATES
CHARTERED ACCOUNTANTS
FRN: 004885N



(CA DINESH KUMAR JAIN)
PARTNER
M No: 082033

FOR SATISH K. KAPOOR & CO.
CHARTERED ACCOUNTANTS
FRN: 016222N



(CA SATISH KUMAR KAPOOR)
PARTNER
M No: 094823

NATIONAL AGRICULTURAL COOPERATIVE MARKETING
FEDERATION OF INDIA LTD, NEW DELHI

STATEMENT OF PROFIT AND LOSS FOR THE YEAR ENDED 31ST MARCH 2021

	SCHEDULE NO	YEAR ENDED 31-3-2021		YEAR ENDED 31-3-2020	
		₹	₹	₹	₹
INCOME / SALES					
a) Export		1,36,40,94,125		12,96,99,050	
b) Domestic		3,67,58,53,59,783		1,62,68,01,36,383	
c) Agricultural Machinery & Implements		-	3,68,94,94,53,908	-	1,62,80,98,35,433
d) Reimbursement of Deficit (excluding interest & Bank Charges etc.) recoverable from Govt. of India on handling of PSS / MIS :-			16,57,76,62,785		31,50,16,57,796
e) Reimbursement of Deficit (excluding Bank Charges etc.) recoverable from SFAC on handling of PSF			1,00,08,28,58,553		(1,62,04,300)
Depreciation on Revalued Amount Written Back			3,37,82,300		3,50,22,077
Other Income	10		6,07,27,99,709		3,37,66,84,267
ACCRETION/(DECRETION) IN STOCK IN TRADE					
Closing Stock		1,33,22,28,47,719		2,69,90,26,39,003	
Less : Opening Stock		2,69,90,26,39,003	(1,36,67,97,91,284)	2,53,34,15,98,732	16,56,10,40,271
Total			3,55,03,67,65,970		2,14,26,80,35,543



NATIONAL AGRICULTURAL COOPERATIVE MARKETING
FEDERATION OF INDIA LTD, NEW DELHI

STATEMENT OF PROFIT AND LOSS FOR THE YEAR ENDED 31ST MARCH, 2021

PARTICULARS	SCHEDULE NO	YEAR ENDED 31-03-2021			YEAR ENDED 31-03-2020		
		₹	₹	₹	₹	₹	₹
EXPENDITURE							
Purchases			3,24,93,85,45,798			1,86,12,92,45,296	
Sales Tax Expense			25,720.00			1,0,60,584	
Manufacturing and Trading Expense	11		18,00,33,35,894			17,20,23,46,285	
Selling and Distribution	12		6,94,94,58,481			7,96,39,20,258	
Employees Remuneration & Benefits	13		56,13,51,824			47,02,86,752	
Administrative Expenses	14		25,21,15,723			29,21,45,092	
Interest Paid to Bank and Others		25,50,45,41,338			26,26,04,87,512		
Less : Interest Reimbursable on PSS/ MIS Operations transferred to Govt. of India account.		25,43,51,62,496	6,93,78,842		26,23,37,74,034	2,67,13,478	
Bank Charges		15,77,495			15,82,279		
Less : Bank charges on Govt Operation		9,76,640	6,00,855	3,50,77,48,13,137	11,91,831	3,90,448	2,12,08,61,08,193
Depreciation (Including Amortisation of land)				8,61,89,014			8,58,09,183
TOTAL				3,50,86,10,02,151			2,12,17,19,17,376
OPERATING PROFIT / (LOSS)				4,17,57,63,819			2,09,61,18,167
Excess Provision Written back			5,74,489			29,71,47,096	
Less : On account of Govt Operation			-	5,74,489		-	29,71,47,096
Prior Period adjustment(NET)							
i) Income relating to previous year				-		-	
ii) Expenses relating to previous year			(74,48,912)	(74,48,912)		(4,77,372)	(4,77,372)
PROFIT / (LOSS) BEFORE TAX				4,16,88,89,396			2,39,27,87,891
PROVISION FOR TAXATION							
Provision for Income Tax			1,44,57,36,365			88,60,27,932	
Deferred Tax			28,36,82,805	1,72,94,19,170		(14,97,43,534)	73,62,84,398
PROFIT / (LOSS) FOR THE YEAR				2,43,94,70,226			1,65,65,03,493


(NIDHI SHRIVASTAVA)
GENERAL MANAGER (F&A)


(SANJEEV KUMAR CHADHA)
MANAGING DIRECTOR

AS PER OUR REPORT OF EVEN DATE

FOR APN & ASSOCIATES
CHARTERED ACCOUNTANTS
FRN: 001876N



(CA NARESH CHAND GUPTA)
PARTNER
M No: 087233

Place: New Delhi
Date: 19.08.2021

FOR DINESH JAIN & ASSOCIATES
CHARTERED ACCOUNTANTS
FRN: 004885N



(CA DINESH KUMAR JAIN)
PARTNER
M No: 082033

FOR SATISH K. KAPOOR & CO.
CHARTERED ACCOUNTANTS
FRN: 016222N



(CA SATISH KUMAR KAPOOR)
PARTNER
M No: 094823

NATIONAL AGRICULTURAL COOPERATIVE MARKETING
FEDERATION OF INDIA LTD, NEW DELHI

SCHEDULE - 1 : SHARE CAPITAL

PARTICULARS	AS AT 31-03-2021	AS AT 31-03-2020
	₹	₹
<u>AUTHORISED CAPITAL :</u>		
30000 Shares (Previous Year 30000) of Rs. 25000/- each	75,00,00,000	75,00,00,000
34 Shares (Previous Year 34) of Rs. 5000 each	1,70,000	1,70,000
100000 Shares of (Previous year 100000) of Rs. 2500/- each	25,00,00,000	25,00,00,000
1721 Shares (Previous year 1721) of Rs. 1000/- each	17,21,000	17,21,000
	1,00,18,91,000	1,00,18,91,000
<u>ISSUED, SUBSCRIBED AND PAID UP CAPITAL :</u>		
7396 Shares (Previous year 6557) of Rs.25000/- each	18,49,00,000	16,39,25,000
34 Shares of (Previous year 34) of Rs. 5000/- each	1,70,000	1,70,000
48059 Shares (Previous year 41877) of Rs. 2500 each	12,01,47,500	10,46,92,500
1721 Shares (Previous year 1721) of Rs. 1000/- each	17,21,000	17,21,000
	30,69,38,500	27,05,08,500



NATIONAL AGRICULTURAL COOPERATIVE MARKETING
FEDERATION OF INDIA LTD, NEW DELHI

SCHEDULE - 2 : RESERVES AND SURPLUS FUNDS

PARTICULARS	AS AT 31-03-2020	ALLOCATION / ADDITION DURING THE YEAR	TRANSFER / ADJUSTMENT DURING THE YEAR	AS AT 31-03-2021
	₹	₹	₹	₹
General Reserves	1,09,32,71,387	98,11,60,949	-	2,07,44,32,336
Education Fund	53,10,581	3,92,46,438	4,45,57,019	-
Contingent Fund	1,06,21,57,727	-	-	1,06,21,57,727
Price Fluctuation Fund (Ordinary)	16,53,91,930	-	-	16,53,91,930
Revaluation Reserve	2,46,64,12,301	-	3,37,82,300	2,43,26,30,002
Dividend Equalisation Fund	-	5,56,47,996	5,55,85,996	62,000
Reserve Fund	-	39,77,74,960	-	39,77,74,960
	4,79,25,43,926	1,47,38,30,343	13,39,25,315	6,13,24,48,955



NATIONAL AGRICULTURAL COOPERATIVE MARKETING
FEDERATION OF INDIA LTD, NEW DELHI

SCHEDULE - 3 : PROFIT / (LOSS) ACCOUNT

PARTICULARS	YEAR ENDED 31-03-2021		YEAR ENDED 31-03-2020	
	₹	₹	₹	₹
Profit / (Loss) brought forward		(5,22,68,43,787)		(5,84,80,61,714)
Profit / (Loss) for the Year		2,43,94,70,226		1,65,65,03,493
		(2,78,73,73,561)		(4,19,15,58,221)
Less: Appropriated as per decision of the General Body Meeting Dated 23.12.2020				
General Reserve Fund	98,11,60,949		69,82,84,594	
Education Fund	3,92,46,438		2,79,31,384	
Reserve Fund	39,24,64,379		27,93,13,837	
Dividend Equalisation Fund	5,56,47,996	1,46,85,19,762	2,97,55,751	1,03,52,85,566
		(4,25,58,93,323)		(5,22,68,43,787)



NATIONAL AGRICULTURAL COOPERATIVE MARKETING
FEDERATION OF INDIA LTD, NEW DELHI

SCHEDULE - 4 : SECURED LOANS

PARTICULARS	AS AT 31-03-2021		AS AT 31-03-2020	
	₹	₹	₹	₹
A. CASH CREDIT (Secured against hypothecation of PSS Stocks and Govt. Guarantee)				
i) State Bank of India	1,09,78,75,97,239		1,33,89,66,07,641	
ii) Punjab National Bank	27,38,03,53,150		39,51,24,21,815	
iii) Punjab & Sind Bank	16,61,18,44,207		25,73,91,97,355	
iv) Canara Bank	53,55,83,64,805		53,74,70,50,814	
v) Andhra Bank	9,60,65,99,490		16,77,75,35,055	
vi) Allahabad Bank	82,38,38,234		1,31,92,47,362	
vii) Bank of Baroda	15,25,35,86,430	2,33,02,21,83,554	-	2,70,99,20,60,042
B. LOAN FROM BANKS UNDER OTS (Secured by way of Security given as per OTS agreement Dated 27.03.2018)				
i) Federal Bank	1,69,01,39,739		1,69,01,39,739	
ii) Punjab National Bank	2,09,28,63,745		2,09,28,63,745	
iii) Central Bank of India	3,27,04,56,875	-	3,27,04,56,875	
iv) Oriental Bank of Commerce	1,60,88,56,101		1,60,88,56,101	
v) South Indian Bank	1,38,90,47,846		1,38,90,47,846	
vi) Bank of Maharashtra	2,46,11,69,224		2,46,11,69,224	
vii) State Bank of Bikaner & Jaipur	1,38,01,46,096		1,38,01,46,096	
vii) Syndicate Bank	87,22,05,281		87,22,05,281	
viii) Interest Accrued	9,30,61,97,888	24,07,10,82,795	9,30,61,97,888	24,07,10,82,795
C. SHORT TERM LOAN FROM NATIONAL COOPERATIVE DEVELOPMENT CORPORATION FOR WORKING CAPITAL UNDER CORPORATION SPONSORED SCHEME	-	-		74,26,00,000
Total (A + B+ C)		2,57,09,32,66,350		2,95,80,57,42,837



**NATIONAL AGRICULTURAL COOPERATIVE MARKETING
FEDERATION OF INDIA LTD, NEW DELHI**

SCHEDULE - 5 : FIXED ASSETS AS ON 31.03.2021

S. No.	DESCRIPTION OF ASSETS	GROSS BLOCK				DEPRECIATION				NET BLOCK	
		ORIGINAL COST AS ON 01.04.2020	ADDITIONS / ADJUST. DURING THE YEAR	DELETION / ADJUST. DURING THE YEAR	GROSS BLOCK AS ON 31.03.2021	ACCUM. DEPN. UPTO 31.03.2020	ADJUST. OF ACCUMULATED DEPRECIATION	DEPRECIATION FOR THE YEAR 2020-2021	DEPRECIATION UPTO 31.03.2021	AS ON 31.03.2021	AS ON 31.03.2020
1	LAND	2,83,43,57,655.00	-	-	2,83,43,57,655.00	25,81,79,625.00	-	1,76,71,357.00	2,758,50,982.00	2,55,85,06,673.00	2,57,61,78,030.00
2	BUILDING										
a)	FACTORY	5,18,28,922.00	-	-	5,18,28,922.00	4,01,24,252.00	(1,48,32,819.00)	8,32,226.00	2,61,23,659.00	2,57,05,263.00	1,16,93,420.00
b)	OFFICE	47,65,41,336.00	3,04,23,272.00	-	50,69,64,608.00	18,28,88,192.00	15,73,82,347.00	3,92,65,877.00	37,95,36,416.00	12,74,28,192.00	29,36,63,432.00
c)	WAREHOUSE	26,32,32,953.00	-	-	26,32,32,953.00	17,58,88,153.00	(9,28,83,853.00)	26,62,368.00	8,56,66,668.00	17,75,66,285.00	8,73,44,800.00
d)	OTHERS	17,07,99,210.00	-	-	17,07,99,210.00	6,50,87,942.00	(4,96,65,676.00)	12,32,566.00	1,66,54,832.00	15,41,44,377.00	10,57,12,230.00
e)	TEMPORARY STRUCTURE	3,07,68,917.00	20,12,281.00	2,49,958.00	3,25,31,239.00	1,46,92,400.00	(2,49,958.00)	72,35,519.00	2,16,77,961.00	1,08,53,277.00	1,60,76,515.00
	TOTAL (a to e)	9,93,17,13,37.00	3,24,35,553.00	2,49,958.00	1,02,53,56,932.00	47,86,80,940.00	(2,49,959.00)	5,12,28,556.00	52,96,59,538.00	49,56,97,395.00	51,44,90,397.00
3	FURNITURE & FIXTURES	3,67,93,611.00	2,42,11,767.00	5,35,084.00	6,04,70,294.00	1,96,15,852.00	(4,83,140.00)	34,00,654.00	2,25,33,366.00	3,79,36,926.00	1,71,73,309.00
4	PLANT & MACHINERY	5,73,23,551.00	-	-	5,73,23,551.00	4,99,85,354.00	-	10,81,142.00	5,10,66,496.00	62,57,055.00	73,38,196.00
5	ELECTRICAL INSTALLATION	5,44,88,400.00	35,29,942.00	6,93,115.00	5,73,25,226.00	3,08,95,046.00	(7,13,321.00)	44,32,592.00	3,46,14,317.00	2,27,10,909.00	2,35,97,804.00
6	OTHER EQUIPMENTS	5,53,52,419.00	78,45,469.00	13,26,903.00	6,18,70,984.00	4,29,65,691.00	(12,33,176.00)	63,40,032.00	4,80,72,547.00	1,37,98,438.00	1,23,86,729.00
7	OFFICE EQUIPMENTS	4,49,107.00	-	18,312.00	4,30,795.00	3,95,194.00	(18,936.00)	2,751.00	3,79,009.00	51,786.00	53,913.00
8	VEHICLES	1,21,88,299.00	62,26,746.00	8,42,636.00	1,75,72,409.00	36,16,820.00	(7,80,310.00)	20,31,930.00	48,68,440.00	1,27,03,969.00	85,71,480.00
	TOTAL (4 to 8)	17,98,01,776.00	1,76,02,156.00	28,80,967.00	19,45,22,965.00	12,78,58,105.00	(27,45,743.00)	1,38,88,447.00	13,90,00,809.00	5,55,22,157.00	5,19,48,122.00
	TOTAL THIS YEAR	4,04,41,24,379.00	7,42,49,476.00	36,66,009.00	4,11,47,07,846.00	88,43,34,522.00	(34,78,842.00)	8,61,89,014.00	96,70,44,694.00	3,14,76,63,150.00	3,15,97,89,858.00
	TOTAL LAST YEAR	3,75,14,16,557.00	29,65,87,106.00	38,79,283.00	4,04,41,24,379.00	80,21,14,999.00	(35,89,660.00)	8,58,09,184.00	88,43,34,523.00	3,15,97,89,858.00	2,94,93,01,558.00



NATIONAL AGRICULTURAL COOPERATIVE MARKETING
FEDERATION OF INDIA LTD, NEW DELHI

SCHEDULE - 6 : CONSTRUCTION WORK IN PROGRESS

PARTICULARS	AS AT 31-03-2021	AS AT 31-03-2020
	₹	₹
Opening Balance	20,29,36,138	7,05,92,509
Addition During the year	2,25,55,532	13,23,43,629
	22,54,91,670	20,29,36,138
Adjustment during the year	-	-
	22,54,91,670	20,29,36,138



NATIONAL AGRICULTURAL COOPERATIVE MARKETING
FEDERATION OF INDIA LTD, NEW DELHI

SCHEDULE - 7 : INVESTMENTS (PAGE 1 OF 3)

PARTICULARS	AS AT 31-03-2021		AS AT 31-03-2020	
	₹	₹	₹	₹
INVESTMENT(UNQUOTED) AT COST				
A. IN COOPERATIVE SOCIETIES				
100 fully paid up shares of Rs. 50/- each of Delhi State Cooperative Bank Limited, New Delhi.		5,000		5,000
199 fully paid up shares of Rs.100000/- each of Indian Farmers Fertilizers coop. Ltd, New Delhi		1,99,00,000		1,99,00,000
30 fully paid up shares of Rs.1000/- each of Indian Farmers Fertilizers coop. Ltd, New Delhi		30,000		30,000
07 Fully paid up shares of Rs. 10000/- each of Indian Farmers Fertilizers Cooperative Limited, New Delhi.		70,000		70,000
1000 fully paid up shares of Rs. 2000/- each of National Cooperative Consumers Federation of India Limited, New Delhi.		20,00,000		20,00,000
25 fully paid up shares of Rs. 20000/- each of Sriganaganagar Cotton Seed Processing Sahakari Samiti Ltd., Sriganaganagar		5,00,000		5,00,000
1 fully paid up share of Rs. 1000/- of Maharashtra State Cooperative Bank Ltd., Mumbai		1,000		1,000
1 fully paid up share of Rs. 1000/- of Rajasthan Rajya Sahakari Bhawan Prabhand sahakari sangh Ltd, Jaipur		1,000		1,000
276 fully paid up shares of Rs. 5000/- each of Indian Tourism Cooperative Ltd., (COOPTOUR), New Delhi.	13,80,000		13,80,000	
Less : Impairment	13,80,000	-	13,80,000	-
50 fully paid up shares of Rs.10,000/- each of National Cooperative Bank of India Ltd.,		5,00,000		5,00,000
1 fully paid up share of Rs.25,000/- of Tribal Cooperative Marketing Development Federation of India Ltd., New Delhi.		25,000		25,000
05 fully paid up shares of Rs.100000/- each of TRIFED, New Delhi		5,00,000		5,00,000
305 fully paid up shares of Rs.100000/- each of KRIBHCO, Noida		3,05,00,000		3,05,00,000



NATIONAL AGRICULTURAL COOPERATIVE MARKETING
FEDERATION OF INDIA LTD, NEW DELHI

SCHEDULE - 7 : INVESTMENTS (PAGE 2 OF 2)

PARTICULARS	AS AT 31-03-2021		AS AT 31-03-2020	
	₹	₹	₹	₹
04 fully paid up shares of Rs.10,000/- each of KRIBHCO, Noida		40,000		40,000
02 fully paid up shares of Rs.25,000/- each of KRIBHCO, Noida		50,000		50,000
9000 fully paid up shares of Rs 2000/- each of National Coop Consumers Fed of India Ltd., New Delhi		1,80,00,000		1,80,00,000
100 fully paid up shares of Rs.50/- each of Nagaland State Cooperative Society		5,000		5,000
5000 fully paid up shares of Rs.2000/- each of National Consumer Cooperative Federation Ltd, New Delhi		1,00,00,000		1,00,00,000
TOTAL : (A)		8,21,27,000		8,21,27,000
B. IN COMPANIES				
1000000 shares of Rs. 10/- each of Konark Jute Ltd., Bhubneshwer	1,00,00,000		1,00,00,000	
Less: Impairment	1,00,00,000	-	1,00,00,000	-
100 Shares of Rs.10/- each of National Spot Exchange Ltd	1,000		1,000	
Less: Impairment	1,000	-	1,000	-
100000 fully paid up shares of Rs. 10/- each of Ladak Food Ltd., New Delhi.	10,00,000		10,00,000	
Less: Impairment	10,00,000	-	10,00,000	-
500000 fully paid up shares of Rs.10/- each of National Multi Commodity exchange of India Ltd., Ahmedabad.	50,00,000		50,00,000	
Less: Impairment	50,00,000	-	50,00,000	-
250000 fully paid up shares of Rs.10/- each at a Premium of Rs 5/- against Right Issue of National Multi Commodity exchange of India Ltd, Ahmedabad	37,50,000		37,50,000	
Less: Impairment	37,50,000	-	37,50,000	-
200000 fully paid up shares of Rs.10/- each of NSS Satpura Agro Development Company Ltd., New Delhi	20,00,000		20,00,000	
Less: Impairment	20,00,000	-	20,00,000	-



NATIONAL AGRICULTURAL COOPERATIVE MARKETING
FEDERATION OF INDIA LTD, NEW DELHI

SCHEDULE - 7 : INVESTMENTS (PAGE 3 OF 3)

PARTICULARS	AS AT 31-03-2021		AS AT 31-03-2020	
	₹	₹	₹	₹
10000 fully paid up shares of Rs.10/- each of FIFA, New Delhi		1,00,000		-
TOTAL : (B)		1,00,000		-
C. OTHERS				
Small Farmers Agri Business Consortium, New Delhi		20,00,000		20,00,000
8.50% Lucknow Muncipal Bond		45,00,00,000		-
Debt Mutual Fund				
(i) IDFC Banking & PSU Debt Fund (G) Rs.4,00,00,000.00				
(ii) ICICI Prudential Corporate Bond Fund (G) Rs.5,00,00,000.00				
(iii) Sundaram Corporate Bond Fund (G) Rs.3,00,00,000.00				
(iv) IDFC Bond Short Term Fund (G) Rs.4,00,00,000.00				
(v) Kotak Bond-Short Term Fund (G) Rs.4,00,00,000.00		20,00,00,000		-
Perpetual Bond for 7.37% State Bank of India		5,09,92,850		-
Perpetual Bond for 8.15% Bank of Baroda		10,05,27,200		-
Perpetual Bond for 8.60% Punjab National Bank		5,01,65,000		-
Perpetual Bond for 7.59% RFC		5,12,52,350		-
TOTAL (C)		90,49,37,400		20,00,000
TOTAL (A+B+C)		98,71,64,400		8,41,27,000



NATIONAL AGRICULTURAL COOPERATIVE MARKETING
FEDERATION OF INDIA LTD, NEW DELHI

SCHEDULE - 8 : CURRENT ASSETS, LOANS & ADVANCES (PAGE 1 OF 2)

PARTICULARS	AS AT 31-03-2021			AS AT 31-03-2020		
	₹	₹	₹	₹	₹	₹
A) CURRENT ASSETS						
INVENTORY (as taken, valued & certified by the management)						
i) Commodities held on behalf of Govt. of India Under Price support Scheme / Price Stabilisation Fund		1,31,69,53,17,096		2,67,12,02,75,721		
ii) Other commodities		1,52,75,30,623	1,33,22,28,47,719	2,78,23,63,282		2,69,90,26,39,003
Packing Materials			32,42,222			28,31,630
Consumables Stores and Spares in hand			9,224			9,224
SUNDRY DEBTORS (UNSECURED)						
i) Debts exceeding six months:						
Considered Good	12,07,88,61,184			67,65,35,502		
Considered doubtful	15,95,56,587			19,45,95,570		
	12,23,84,17,771			87,11,31,072		
Less: Provision	15,95,56,587	12,07,88,61,184		19,45,95,570	67,65,35,502	
ii) Other debts		1,93,02,26,826	14,00,90,88,010		2,83,55,23,547	3,51,20,59,049
iii) Subsidy Receivable			4,85,12,43,996			7,38,28,58,826
iv) Amount Receivable from GOI on a/c of MIS/PSS Operations(net)						
Amount receivable from GOI towards deficit on handling commodities under PSS/MIS		2,31,99,20,23,433		1,90,11,38,55,526		
Less: Amount received from GOI against handling of PSS/MIS Operations		97,33,35,09,137	1,34,65,85,14,296	83,77,77,09,137		1,06,33,61,46,389



NATIONAL AGRICULTURAL COOPERATIVE MARKETING
FEDERATION OF INDIA LTD, NEW DELHI

SCHEDULE - 8 : CURRENT ASSETS, LOANS & ADVANCES (PAGE 2 OF 2)

PARTICULARS	AS AT 31-03-2021			AS AT 31-03-2020		
	₹	₹	₹	₹	₹	₹
CASH & BANK BALANCES						
i) Cash in hand		4,81,179		3,86,396		
ii) Cheque in hand/ remittance in transit		38,63,77,920		1,69,78,05,912		
iii) Fixed Deposit		81,00,000		-		
iv) With scheduled & Nationalised banks in Current & Saving Accounts		14,28,14,28,869	14,67,63,87,968	9,22,40,42,325		10,92,22,34,633
B) LOANS & ADVANCES						
Advance recoverable in cash or in kind or for value to be received (considered good unless otherwise stated)						
Advance to staff:						
i) Secured against Hypothecation of residential houses & vehicles	72,832			1,49,186		
ii) Other Advances(Employees)	46,17,529	46,90,361		55,03,442	56,52,628	
Other Advances						
Advances for Goods & Services	3,00,27,45,734			4,00,39,18,995		
Less: Provision for Doubtful recovery	-	3,00,27,45,734		-	4,00,39,18,995	
Claims & Other Recoverable	11,51,21,45,920			12,58,79,90,148		
Security & other deposits	26,98,06,345			24,69,60,904		
	11,78,19,52,265			12,83,49,51,052		
Less: Considered Doubtful	1,82,27,361	11,76,37,24,904		1,82,39,639	12,81,67,11,413	
Advances against Tie-up business	10,15,11,78,402	10,15,11,78,402		10,15,15,49,415	10,15,15,49,415	
Other Advances (Including Advance Tax)		78,78,24,599		78,77,79,660		
Prepaid Expenses		33,75,870	25,71,35,39,869	17,45,852	27,76,73,57,963	
			3,27,13,48,73,304			4,25,82,61,36,716



NATIONAL AGRICULTURAL COOPERATIVE MARKETING
FEDERATION OF INDIA LTD, NEW DELHI

SCHEDULE - 9 : CURRENT LIABILITIES AND PROVISIONS

PARTICULARS	AS AT 31-03-2021		AS AT 31-03-2020	
	₹	₹	₹	₹
Sundry Creditors		24,07,09,13,687		33,18,08,29,469
Security Deposit		1,66,23,49,007		76,39,25,057
Advance for Supplies		10,56,80,43,923		12,09,47,75,226
Interest accrued		1,12,613		1,52,99,16,922
Other Liabilities (including rebate payable to members)		18,90,01,99,546		15,53,78,47,372
Capital grant received in advance		1,05,67,906		1,05,67,906
Subsidy received in advance		19,97,96,200		20,60,26,560
Amount received from Ministry of Consumer Affairs, Food & Public Distribution for procurement of Pulses & Onion under Price Stabilisation Fund through SFAC		18,27,20,17,173		72,73,29,07,192
Amount received from Ministry of Food Processing Industries for procurement of Tomato, Onion & Potato Under TOP Scheme		-		-
PROVISIONS				
Income Tax	1,47,27,23,592		88,60,27,932	
Misc. provisions	7,93,50,550	1,55,20,74,142	5,22,57,717	93,82,85,649
		75,23,60,74,197		1,36,99,50,81,354



NATIONAL AGRICULTURAL COOPERATIVE MARKETING
FEDERATION OF INDIA LTD, NEW DELHI

SCHEDULE - 10 : OTHER INCOME

PARTICULARS	YEAR ENDED 31-03-2021		YEAR ENDED 31-03-2020	
	₹	₹	₹	₹
Service Charges		4,57,66,27,740		2,71,14,00,530
Claims Lodged		46,10,07,694		15,99,62,894
Interest Received				
i) Fixed deposits	2,99,67,875		6,34,01,029	
ii) Other activities	51,75,69,221		19,14,24,432	
	54,75,37,096		25,48,25,461	
Less: Received on behalf of GOI for PSS Operation	2,37,49,980		6,92,72,723	
Less: Received on behalf of GOI for PSF Operation-SFAC	8,33,45,013	44,04,42,103	2,27,04,325	16,28,48,413
Dividend on investment		86,18,500		1,01,18,000
Profit / (Loss) on sale of Fixed Asset		(5,607)		28,563
Admission Fees		8,000		30,000
Other Receipts (Including unclaimed credit written back)		58,61,01,279		33,22,95,867
		6,07,27,99,709		3,37,66,84,267



NATIONAL AGRICULTURAL COOPERATIVE MARKETING
FEDERATION OF INDIA LTD, NEW DELHI

SCHEDULE - 11 : MANUFACTURING & TRADING EXPENSES

PARTICULARS	YEAR ENDED 31-03-2021	YEAR ENDED 31-03-2020
	₹	₹
Plant Maintenance	85,770	-
Power & Fuel Charges	6,90,584	6,39,164
Processing Charges	5,02,48,162	9,96,227
Other Procurement Expenses	6,51,75,07,901	4,98,29,15,098
Freight & Cartage	1,42,60,69,350	2,47,96,66,927
Transit Insurance	(1,01,35,591)	1,81,27,255
Octroi	4,053	70,331
Licence Fee	1,11,948	2,85,253
Grading & Standardisation Expenses	1,31,35,20,187	42,36,33,529
Godown Rent, Storage & Fumigation Expenses	7,69,97,66,052	8,72,79,89,977
Labour Charges	87,57,76,702	42,21,38,219
Claim Rejected	12,96,90,776	14,58,84,305
	18,00,33,35,894	17,20,23,46,285



NATIONAL AGRICULTURAL COOPERATIVE MARKETING
FEDERATION OF INDIA LTD, NEW DELHI

SCHEDULE - 12 : SELLING AND DISTRIBUTION EXPENSES

PARTICULARS	YEAR ENDED 31-03-2021		YEAR ENDED 31-03-2020	
	₹	₹	₹	₹
<u>Packing & Forwarding</u>				
Opening stock	28,31,630		39,97,594	
Add: Purchases	4,39,44,30,480		6,29,11,53,264	
	4,39,72,62,110		6,29,51,50,858	
Less: Closing stock	32,42,222	4,39,40,19,888	28,31,630	6,29,23,19,228
Freight and Cartage		35,18,86,310		8,19,01,655
Survey & Supervision		3,87,16,806		4,77,14,275
Godown Insurance		96,01,46,437		74,45,97,378
Brokerage & Commission		4,73,31,388		3,43,42,164
Sample Expenses		25,57,035		5,73,386
Advertisement & Publicity		86,55,951		1,27,24,603
Other selling Expenses		1,14,61,41,403		71,39,57,506
Provison for Bad and Doubtful Debts/ Advances		-		3,57,90,063
Difference in Exchange		3,263		
		6,94,94,58,481		7,96,39,20,258



NATIONAL AGRICULTURAL COOPERATIVE MARKETING
FEDERATION OF INDIA LTD, NEW DELHI

SCHEDULE - 13 : EMPLOYEES REMUNERATION AND BENEFITS

PARTICULARS	YEAR ENDED 31-03-2021	YEAR ENDED 31-03-2020
	₹	₹
Salaries	47,75,26,917	38,40,56,646
Bonus	5,24,153	7,38,370
Ex Gratia	2,04,72,462	1,95,41,726
ESI / Medical Charges	49,53,571	83,35,292
Contribution to Provident Fund	3,38,59,339	3,08,79,832
Staff welfare Expenses	86,62,050	59,30,420
Deposit Linked Insurance	10,14,691	10,11,263
Group Insurance Scheme	63,618	68,866
Contribution to Benevolent Fund	2,73,660	2,89,180
Staff Training Expenses	34,559	2,62,209
Gratuity	1,39,66,804	1,91,72,948
	56,13,51,824	47,02,86,752



NATIONAL AGRICULTURAL COOPERATIVE MARKETING
FEDERATION OF INDIA LTD, NEW DELHI

SCHEDULE - 14 : ADMINISTRATIVE EXPENSES

PARTICULARS	YEAR ENDED 31-03-2021	YEAR ENDED 31-03-2020
	₹	₹
Rent, Rate & Taxes	2,02,28,074	1,58,68,045
Electricity and Water	1,11,21,821	85,93,671
Insurance	25,91,689	16,69,492
Telephone & Telex Expenses	22,22,848	24,22,642
Postage & Telegram	9,58,917	8,95,327
Printing & Stationery	34,39,996	36,39,307
New papers & Journals	2,50,048	3,76,141
Dues & Membership fee	6,42,633	22,59,751
General Body/Directors meeting Expenses	1,08,39,619	1,11,81,347
Travel Expenses Directors	57,55,156	56,82,687
Travel Expenses Others	3,03,63,948	3,69,87,242
Watch & Ward Expenses	3,00,48,542	2,21,40,556
General Charges	1,88,92,419	1,78,54,237
Vehicle Maintenance	26,78,840	24,75,385
Repairs & Renewals	98,07,357	71,50,697
Data Processing charges	26,57,227	41,98,075
Professional Fee-Consultant	1,77,44,545	1,12,84,698
Professional Fee-Legal	53,47,051	1,66,20,971
Audit Fee (Including Tax Audit Fees)	23,05,000	12,95,000
Internal Audit Fees	9,68,165	9,98,193
Guest House Maintenance	1,27,729	3,12,098
Donation	5,00,00,000	8,75,00,000
Staff Recruitment Expenses	(19,716)	31,29,197
Entertainment	21,87,397	33,22,158
Impairment Loss	-	-
Conference & Seminars	-	2,83,116
Fixed Assets Write off	-	3,139
Tax Demand & Appeal Charges	-	743
Business Promotion Expenses	2,09,56,418	2,40,01,177
	25,21,15,723	29,21,45,092



**NATIONAL AGRICULTURAL COOPERATIVE
MARKETING FEDERATION OF INDIA LTD., NEW DELHI**

SCHEDULE-15

SIGNIFICANT ACCOUNTING POLICIES & NOTES ON FINANCIAL STATEMENTS

A. SIGNIFICANT ACCOUNTING POLICIES:

1. BASIS OF PREPARATION OF FINANCIAL STATEMENTS

- a) The financial statements are prepared under the historical cost convention, except land and building which are re-valued from time to time, as a going concern and on consistent basis.
- b) Accounting policies not specifically referred to otherwise are consistent with generally accepted accounting principles in India, the Accounting Standards issued by the Institute of Chartered Accountants of India and provisions of the Multi State Cooperative Societies Act, 2002.

2. USE OF ESTIMATES:

The preparation of financial statements in conformity with generally accepted accounting principles requires management to make estimates and assumptions that affect the reported amounts of assets and liabilities and disclosure of contingent liabilities at the date of the financial statements and the results of operations during the reporting period end. Although these estimates are based upon management's best knowledge of current events and actions, actual results could differ from these estimates.

3. REVENUE / EXPENDITURE RECOGNITION:

- a) The Federation follows the Mercantile system of accounting and recognizes income and expenditure on accrual basis except the followings:-
 - i) Ex-gratia / Arrears to employees is accounted for on the basis of payment,
 - ii) Interest on advances to employees is accounted for on cash basis after the Principal amount is fully recovered. Interest on delayed payment from customers is accounted on realization.
 - iii) Prior period income / expenditure below Rs. 5,000/- in each case is accounted for in the year in which received / incurred.
 - iv) Benefits accruing on exports in any form are accounted for when realized.
 - v) Liability for taxes / duties arising on completion of assessments / adjudication are booked when final demand is raised.
 - vi) Prepaid expenditure below Rs. 5000/- in each case is accounted for in the year in which incurred.
- b) Liabilities provided but claims not forthcoming for over three years are written back on merit basis.

4. INVESTMENT:

Long term investments in shares are valued at cost. Any permanent diminution in the value of Investments is being provided.



5. **FIXED ASSETS AND DEPRECIATION**

- a) Fixed assets are stated at cost of acquisition (after adjusting subsidy, if any) inclusive of non refundable duties & taxes, freight, incidental expenses and erection / commissioning expenses thereto. Any revaluation done during the life of the asset is added to the carrying value of assets and credited to revaluation reserve account.
- b) Depreciation is provided on written down value method at the rates prescribed under the Income Tax Act, 1961 except the leasehold lands which are amortized over the period of lease life. Proportionate Depreciation on revalued value of the asset is credited to profit and loss account and debited to Revaluation Reserve Account.

6. **JOINT VENTURES WITH MEMBER COOPERATIVES**

Profit/Loss on joint venture with member cooperatives & others are accounted for on accrual basis based on yearly statement of accounts, duly audited and received from co-venturers.

7. **FOREIGN CURRENCY TRANSACTIONS**

- i) Foreign currency transactions are initially recognized at the spot rate on the date of transaction.
- ii) Monetary assets and liabilities denominated in foreign currency remaining unsettled at the end of the year are translated at the year end rates.
- iii) Exchange differences arising in translation of the assets and liabilities denominated in foreign currency are recognized in the statement of Profit and Loss.

8. **VALUATION OF INVENTORY:**

Closing inventory is taken on the basis of the stocks as per the records except stocks in transit, with consignee and Central Warehousing Corporations / State Warehousing Corporations. In such cases, certificates obtained from respective parties/agencies are relied upon.

- a) The valuation of closing Inventory is done in the following manner:

i.	Agricultural commodities & Finished goods (including bags)	At cost or market/realizable value whichever is lower (at the respective places/branches where the stocks are held)
ii.	Raw-materials, packing material and consumable stores	At Cost
iii.	Stocks held under back to back/ Tie up arrangement	At Cost
iv.	Goods in transit	At Cost
v.	Stocks in respect of commodities held on behalf of Govt of India under PSS/PSF and any other Scheme	At Cost
vi.	Unserviceable /old packing material	At estimated realizable value
vii.	Bye-products/Damaged stock	At estimated realizable value
viii.	Consumer (Retail) Products	At estimated realizable value



- b) Cost includes all the expenses incurred up to godown.
- c) Cost means annual weighted average cost.
- d) Value of stores, spares, packing materials, finished goods etc. found short / excess during physical verification is adjusted against consumption / closing stock.

9. Taxation

Tax expense comprises of current and deferred tax. Current income tax is measured at the amount expected to be paid to the tax authorities in accordance with the Indian Income Tax Act, 1961.

Deferred income tax reflect the impact of current year's timing differences between taxable income and accounting income for the year and reversal of timing differences of earlier years / period. Deferred tax is measured based on the tax rates and the tax laws enacted or substantively enacted at the balance sheet date.

Deferred tax assets and deferred tax liabilities are offset, if a legally enforceable right exists to set off current tax assets against current tax liabilities and the deferred tax assets and deferred tax liabilities relate to the taxes on income levied by same governing taxation laws. Deferred tax assets are recognised only to the extent that there is reasonable certainty that sufficient future taxable income will be available against which such deferred tax assets can be realised. In situations where the Federation has unabsorbed depreciation or carry forward of tax losses, all deferred tax assets are recognised only if there is virtual certainty supported by convincing evidence that such deferred tax assets can be realised against future taxable profits.

At each balance sheet date, the Federation re assesses unrecognised deferred tax assets. It recognises unrecognised deferred tax assets to the extent that it has become reasonably or virtually certain as the case may be, that sufficient future taxable income will be available against which such deferred tax assets can be realised.

The carrying amount of deferred tax assets are reviewed at each balance sheet date. The Federation writes-down the carrying amount of a deferred tax asset to the extent that it is no longer reasonably certain or virtually certain, as the case may be, that sufficient future taxable income will be available against which deferred tax asset can be realised. Any such write-down is reversed to the extent that it becomes reasonably certain or virtually certain, as the case may be, that sufficient future taxable income will be available. Liability for taxes / duties arising on completion of assessments / adjudication are booked when final demand is raised.

10. Provisions, Contingent Liabilities

Provision is recognised when Nafed has a present obligation as a result of past event; it is probable that an outflow of resources will be required to settle the obligation, in respect of which a reliable estimate can be made. Provisions are not discounted to its present value and are determined based on best estimate required to settle the obligation at the balance sheet date. These are reviewed at each balance sheet date and are adjusted to reflect the current best estimate.



11. Employee Benefits:

Retirement Gratuity:

The Federation is contributing to the NAFED Employees Group Gratuity cum Life Assurance Scheme Trust on an actuarial basis, in compliance with AS-15, the annual premium payable to the Life Insurance Corporation of India to cover the liability for Group Gratuity-cum-Life Assurance benefits. Additional liability, if any, on actual settlement in respect of employees covered under the scheme is accounted for when paid.

Defined Contribution Plan:

Provident Fund and Pension contribution are accounted for on accrual basis.

Leave Encashment :

Necessary provision has been made for liability in respect of Leave Encashment benefit on actuarial basis. Additional liability, if any, on actual settlement in respect of employees covered under the scheme is accounted for when paid.

12. **COMMODITIES HANDLED ON BEHALF OF GOVT.OF INDIA UNDER PRICE SUPPORT SCHEME / PRICE STABILIZATION FUND/ANY OTHER SCHEME**

- a) Purchases, sales and expenses incurred are accounted for under the respective head of accounts in the books of the Federation and the resultant surplus/deficit after charging interest on capital investment is treated as payable to / recoverable from Govt. of India by debiting / crediting to Profit and Loss account.
Expenditure under these operations not claimed by the Federation in the year of incurrence, are accounted for in the year in which these are claimed and settled.
- b) Service charges reimbursable on commodities handled under the Scheme are accounted for in the year in which purchases are made.
- c) Railway, insurance and other claims lodged with third parties are accounted for and passed over to the Govt. in the year, in which claims are actually received.


(NIDHI SHRIVASTAVA)
GENERAL MANAGER (F&A)


(SANJEEV KUMAR CHADHA)
MANAGING DIRECTOR



B. NOTES & EXPLANATORY STATEMENTS

1. Contingent Liabilities:

a) Claims against the Federation not acknowledged as debt are ₹ 865.91 Crore (Previous Year ₹ 867.88 Crore) which includes:

i.) ₹ 310.02 Crore (Previous Year ₹ 311.83 Crore) on account of suit filed towards compensation for non-fulfillment of export obligations by M/s Alimenta during previous years.

In a commercial dispute with M/s Alimenta S A Geneva regarding non-fulfillment of supply contract to the party, the party has filed a suit at Mumbai High court asking NAFED to pay US\$ 58,20,000 plus interest. The interest liability calculated by NAFED on the amount comes to US\$ 3,65,05,302. The total liability works out to US\$ 42325302 equivalent to ₹ 310.02 Crore after converting the same at applicable exchange rate as on 31st March, 2021. The award is under challenge in Mumbai High Court. Based on expert legal advice, the Federation considers the disputed case, likely to be decided in favour of NAFED, as such it has not provided for the liability in its books but has considered it a contingent liability.

ii.) ₹ 448.34 Crore (Previous Year ₹ 448.34 Crore) on account of suit filed towards compensation for non-fulfillment of export obligations by M/s Alimenta during previous years.

In a commercial dispute with M/s Alimenta S A Geneva regarding non-fulfillment of supply contract to the party, International Arbitration council based at London has given the award in favour of Alimenta S A Geneva asking NAFED to pay award amount US\$ 45,26,000 plus interest, fee & cost of UK Pound 12,395 The interest liability calculated by NAFED on the award amount comes to US\$ 5,49,31,644. The total liability works out to US\$ 59457644 equivalent to ₹ 448.34 Crore after converting the same at applicable exchange rate as on 31st March, 2020. Hon'ble Supreme Court of India has awarded the verdict in favour of Nafed on 22.04.2020 and the same is held to be unenforceable. Review Petition filed by the party was dismissed on 04.08.2021. Party left with an option to file a Curative Petition can be filed to challenge the judgement, therefore, Nafed has still considered it as a contingent liability.

b) Estimated liability of ₹ 117.02 Crore (Previous Year ₹ 118.75 Crore) on account of Income Tax demands as below:

(₹ in Crore)

S.N	Assessment Year	Demand Raised	Demand adj from payable refund/ Amount Paid	Appeal Status	Remarks
1.	1986-87	0.14	0.14	Supreme Court/ High Court	Tribunal has rectified its earlier order on the Application moved by AO in view of retrospective amendment U/S 80P 2a (iii). Appeal filed for claiming relief on substantial grounds.
	1987-88	1.79	1.79		
	1988-89	1.18	1.18		
	1989-90	4.86	4.86		
	1990-91	0.79	0.79		
	1991-92	3.31	3.31		
	1992-93	4.56	4.56		
	1993-94	3.86	3.86		
	1994-95	<u>9.27</u>	<u>9.27</u>		
		29.76	29.76		



2.	2001-02 & 2002-03	2.40	2.40	Supreme Court	Claiming relief in other grounds.
3.	2003-04	0.00	0.00	Delhi High Court	Departmental Appeal
4.	2004-05	0.00	0.00	- do -	- do -
5.	2006-07	0.00	0.00	- do -	- do -
6.	2008-09	0.00	0.00	-do-	-do-
7.	2009-10	0.00	1.19	ITAT	Refund adj agt AY 2011-12 demands
8.	2010-11	13.93	24.06	ITAT & CIT(A)	Appeal in favour of Nafed partly and demand reduced. Refund of AY 2013-14 adjusted against demands.
9.	2011-12	9.23	0.00	CIT(A)	Rectification filed u/s 154 against Demand raised.
10.	2012-13	0.00	0.69	-Do-	Refund adj against AY 2011-12 demands
11.	2013-14	0.00	2.30	-Do-	Refund adj against AY 2011-12 demands
12.	2014-15	0.01	0.69	-Do-	Refund adj against AY 2011-12 demands
13.	2017-18	0.76	0.39	AO	Demand created in r/o old PAN of Nafed along with created demand u/s 143(1)
14.	2018-19 and 2019-20	60.93	0.00	-Do-	Demand created in account of disallowance of brought forward losses
	Total	117.02	61.48		

The Federation has not provided the aforesaid tax liability in the books of accounts as cases are pending before concerned adjudicating authorities. The Management is of the view that the Federation will succeed in all the pending cases in appeals and therefore no provision has been considered necessary. Also no provision for interest on the above demand has been considered under contingent liabilities. The amount of ₹ 61.48 Crore (Previous Year ₹ 61.48 Crore) paid to Income Tax Department has been shown as other advances.

- Estimated liability towards capital commitments on contracts not yet completed and not provided for are ₹ 15.79 Crore (Previous Year ₹ 30.97 Crore).
- Federation has long term investments amounting to ₹ 98.72 Crore (net) valued at cost (Previous Year ₹ 10.73 Crore). Investments have been stated at cost except where management feels that there has been diminution in the value of investments. Impairment loss of ₹ 2.31 Crore has already been booked in the accounts against the above.
- Title Deeds of properties costing ₹ 0.18 Crore (Previous Year ₹ 0.18 Crore) are yet to be executed in favor of the Federation . Besides, two properties situated at Mohan Cooperative Industrial Area, New Delhi having fair market value of ₹ 27.60 Crore have been acquired as per Court direction whose Title Deeds are yet to be executed in favour of the federation.
- Subscription towards share capital received ₹ 7.47 Crore (Previous Year ₹ 1.20 Crore) is pending for allotment. Out of above allotment of shares/refund to societies has been made amounting to ₹ 7.45 Crore till date. Balance amount is outstanding, as the societies have authorized NAFED to deduct a certain amount from



their income towards the share application money and issue the share equivalent to the amount deducted. Since the price of share is in the multiple of ₹ 2,500/- and the minimum shares that can be issued is of ₹ 25,000. The amount deducted towards share application is less than the requisite amount and is being accumulated to reach that level to issue the shares, the shares have not been issued to the societies.

6. Current Assets, Loans and advances include overdue Tie up receivables amounting to ₹ 1015.12 Crore (Previous Year ₹ 1015.15 Crore) out of which receivable amounting to ₹ 279.03 Crore (Previous Year ₹ 263.13 Crore) are secured by realizable and enforceable tangible assets in form of collateral Securities. Out of Tie-up receivables of ₹ 1015.12 Crore (Previous Year ₹ 1015.15 Crore) ₹ 4.11 Crore (Previous Year ₹ 4.11 Crore) have been provided in the books of account.

The management contends that no provision for bad debts against these receivables is considered necessary at this stage as the federation has taken necessary action (including administrative, legal action & referring few cases to Government investigating agencies) for recovery of outstanding dues.

7. PSS/MIS operation wise claim have been lodged with Ministry of Agriculture & Farmers Welfare, Government of India on account of PSS/MIS operation. Details of amount receivable as on 31st March, 2021 are given below:

S. No.	Particulars	Amount (₹ in Crore)
a.	Receivable on account of deficit under PSS/MIS (Previous Year ₹ 19,011.39 Crore)	23,199.20
b.	Amount received from Govt. of India for Price support operations, plus resultant Surplus on different operations minus amount refunded / paid to Govt. / State agencies (Previous Year ₹ 8,377.78 Crore)	9,733.35
c.	Net Balance (a-b) (Previous Year ₹ 10,633.61 Crore)	13,465.85

The management is hopeful that soon all the claims will be settled by Govt. of India and full claim will be received. Deduction made at the time of settlement of claims is accounted for in the year of final settlement.

8. Balances of the debtors, creditors & loans and advances are subject to confirmation with the respective parties. The reconciliation of accounts with the societies / Federations / Tie-up Parties / Business Associates is also in progress. The differences arising on reconciliation shall be adjusted in the year of settlement.
9. Provision for doubtful debts has been adequately created in the books as per the assessment of the management. The write-off required if any, shall be made after following the due process.
10. In cases where rent are not received due to legal/other disputes, no income has been recognized following AS-9, Issued by the ICAI. NAFED has initiated legal proceedings against these tenants.
11. The federation has accounted for all the Purchases made during the financial year 2020-21 which include a sum of ₹ 756.36 Crore (Previous Year ₹ 491.31 Crore) for which bills are pending to be received. Bills amounting to ₹ 676.60 Crore (Previous Year ₹ 317.41 Crore) have been received from the parties till the date of finalization of balance sheet.
12. The quality and valuation of stock in hand is being done based on Warehousing Receipts issued by Central/ State Warehousing Corporation. The quantity, quality and condition of stock kept in warehouses is the joint responsibility of SLA, surveyors and Central/ State Warehousing Corporation. NAFED Management is relying upon invoices/documents of the Member Marketing Federations / societies making purchases of



agricultural commodities on behalf of the Federation in respect of moisture content, quality, farmer produce, rate and weight and deviation, if any, is dealt with accordingly.

13. Depreciation amounting to ₹ 3.34 Crore (Previous Year ₹ 3.50 Crore) charged in respect of assets revalued during the year 2009-10 and 2011-12 has been credited to Profit & Loss Account by debiting to revaluation reserve.
14. Loan facility availed from Banks during the period from 2003-2006 having outstanding of ₹ 1705.86 Crore as on 31.03.2012, has been settled in for ₹ 478.00 Crores which includes transfer of auction rights of the properties of the defaulting party in Mega Mall, Andheri, Mumbai on “as is where is basis” under “One Time settlement Agreement” signed with the lenders Bank on 27.03.2018. As per the agreement entered with lender banks, the federation has already paid ₹ 224.00 crore up to 31st March, 2021. As sale/auction of properties are still pending and as and when the same are disposed off through auction/sale, the sale proceeds will be given to the lender banks and accordingly no dues certificate will be obtained from the lender bank. Since part of the settlement agreement is still pending, the federation has not given its effect in the books of accounts. The same will be given effect in the year of getting no objection certificates from the lender banks.

15. **Employee Benefits**

Gratuity:

The Federation has taken Group Gratuity policy from Life Insurance Corporation of India for its employees in compliance with AS-15 “Employee Benefits”. The present value of obligation is determined based on Actuarial Valuation using the Projected Unit Credit Method.

Provident Fund:

The Federation has recognized, in the Profit and Loss Account for the Year Ended 31st March 2021, an amount of ₹ 3.38 Crore (Previous Year ₹ 3.09 Crore) as expense under Employees Provident Fund.

The Federation operates post retirement benefit plans as follows:

Funded

Post Retirement Gratuity

Post Retirement Leave Encashment

- A. Detail of Post Retirement Gratuity Plan is as under -

Assumption	As on 31.03.2020	As on 31.03.2021
Discount Rate	7.25%	6.85%
Salary Escalation	7.00%	5.00%

During the year, the Federation has paid ₹ 1.37 Crore (Previous Year ₹ 1.70 Crore) as contribution to fund based on advice received from LIC and charged to Profit and Loss Account during the year.

- B. Detail of Post Retirement Leave Encashment Plan is as under:



Assumption	As on 31.03.2020	As on 31.03.2021
Discount Rate	7.25%	6.85%
Salary Escalation	6.00%	5.00%

During the year, the Federation has paid ₹ 2.80 Crore (Previous Year ₹ 2.68 Crore) as contribution to fund based on advice received from HDFC/LIC and charged ₹ 9.17 Crore (Previous Year ₹ 2.34) Crore to Profit and Loss Account during the year.

16. Related Parties Transactions as per Accounting Standard 18:

- (a) The federation has an investment in equity shares of NSS Satpura Agro Development Company Limited amounting to ₹ 20 Lacs representing 50% of the paid-up capital of the company. Further, an amount of ₹ 65,19,285 (P.Y. ₹ 65,19,285) is recoverable from company on account of expenses incurred by the federation on behalf of NSS Satpura Agro Development Company Limited. NAFED had made provision of ₹ 65,19,285 against the same in view of recovery being doubtful.

During the year, the federation has acquired 10000 shares having face value of ₹ 10 each of "Federation of Indian FPOs and Aggregators (FIFA)" by paying ₹ 1 Lac representing 100% shares of FIFA which has been transferred on 24.07.2020 in favour of the federation. Further, the federation has released ₹ 50 Lacs as interest free working capital to be repaid after 5 Years and financial grant of ₹ 50 Lacs for capacity building to build more FPOs and enlarge the membership.

(b) Key Managerial Personnel and Relationship:

Sr. No	Name	Designation	(2020-21) (in ₹)	(2019-20) (in ₹)
1.	Shri Sanjeev Kumar Chadha, IFS	Managing Director	38,12,597	35,34,040
2.	Shri Sunil Kumar Singh	Addl. Managing Director	30,31,404	34,03,018
3.	Shri Pankaj Kumar Prasad	Addl. Managing Director	25,72,954	11,87,690
4.	Shri S.K. Verma	Executive Director	32,13,729	26,51,881
5.	Shri A.K. Rath	Executive Director	32,13,129	26,41,492
6.	Shri Kamendra Srivastava	Executive Director	25,96,610	13,35,292
7.	Shri Abhinav Rawat	Executive Director	24,37,478	11,75,294

17. Necessary disclosures under MSMED Act 2006 can be considered once relevant information is received from the suppliers. As per Section 8 of the MSMED Act, 2006 necessary memorandum has been requested from the suppliers and same is awaited.
18. In the opinion of the Management, the Recoverable amount of the assets is higher than their carrying amount stated in the Balance Sheet. Necessary provision for impairment loss as defined under AS-28 (Impairment of Assets) has been made, as considered necessary.
19. In the opinion of the Management, realizable value of current assets, loans and advances is not less than the amount at which these are stated in the Balance Sheet except stated otherwise.
20. The Financial Statements are prepared under the Historical Cost Convention except land and building, which



are re-valued from time to time.

21. The accounts of the Federation have been prepared on going concern basis despite the accumulated losses of ₹ 425.59 Crore (Previous Year ₹ 522.68 Crore), based on its improved business turnover and one-time settlement with banks.

The management is of the view that the operation of the federation will generate sufficient profit in near future and there is virtual certainty that deferred tax assets can be realized in near future. In view of the above, during the year, the federation has recognized an amount of ₹ (-) 28.36 Crore (Previous Year ₹ 14.97 Crore) as Deferred Tax Assets (Net). The components of DTA/DTL as on 31.03.2021 are as under:

Particulars	Current Year (₹)	Previous Year (₹)
A. Deferred Tax Assets		
Profit / (-) Unabsorbed Losses	--	0
Difference in WDV of Fixed Assets	6,69,26,159	49,92,84,097
Employee Benefits	--	--
Provision for Bad & Doubtful debts	--	6,63,99,660
Disallowances u/s 43(B) of Income Tax Act	9,28,41,63,861	10,04,68,96,594
Total (A)	9,35,10,90,020	10,61,25,80,351
B. Deferred Tax Liabilities		
Alimenta Interest Liability claimed in Income Tax computation but not accounted in books	50,05,62,525	1,20,31,77,333
Employee Benefits	--	1,02,260
Total (B)	50,05,62,525	1,20,32,79,593
Deferred Tax Assets : NET (A-B)	8,85,05,27,495	9,40,93,00,758
Tax Effect	3,09,23,74,306	3,37,60,57,112

22. The federation is in the process of reconciliation of Goods and Service Tax(GST) at some of the location/ branches and controlling offices. The necessary effect, if any will be accounted for in the Books of Accounts after reconciliation in subsequent period.
23. The federation is undertaking PSS operations on behalf of DAC under Price Support Scheme of GOI on MSP declared by Government for the benefits of the farmers. Mostly, procured stock are sold at lower than cost price / MSP, resultantly, GST paid on procurement left to be adjusted even after entire disposal of the taxable commodity. As per GST Act, the federation is not eligible for refund of unadjusted GST. Thus, the federation has charged unadjusted GST amount valuing ₹ 37.56 crore (Previous Year ₹ 60.48 crore) in the respective commodity P& L Account for reimbursement. On reimbursement, GST amount will be reversed from the GST portal.
24. As per PSS guidelines service charges @ 1% on procurement and 0.5% on disposal will be paid on MSP



value of procured stock to central nodal agency. The federation is accounting for service charges @ 1.50% on the minimum support price (MSP) in the year of procurement of PSS commodities. However, withdrawal of 0.5% is being made after disposal of PSS commodities only.

25. Under Pradhan Mantri Garib Kalyan Anna Yojana (PMGKAY) and Atmanirbhar Bharat (ANB) scheme, the federation has supplied pulses to various State Govt for free distribution during and after COVID 19 pandemic on zero value from the stock held on behalf of the Govt of India.
26. Details / Information required as per AS-3 (Cash Flow Statement), AS-17 (Segment Reporting) are annexed.
27. In view of the management, there is no impact of Covid-19 pandemic on the functioning and finance of the federation.
28. Previous year figures have been regrouped, rearranged and re-casted wherever considered necessary. Figures have been rounded off to the nearest rupees.


(NIDHI SHRIVASTAVA)
GENERAL MANAGER (F&A)


(SANJEEV KUMAR CHADHA)
MANAGING DIRECTOR

AS PER OUR REPORT OF EVEN DATE

FOR APN & ASSOCIATES
CHARTERED ACCOUNTANTS
FRN: 001876N


(CA NARESH CHAND GUPTA)
PARTNER
M No: 087233

Place: New Delhi
Date: 19.08.2021

FOR DINESH JAIN & ASSOCIATES
CHARTERED ACCOUNTANTS
FRN: 004885N


(CA DINESH KUMAR JAIN)
PARTNER
M No: 082033

FOR SATISH K.KAPOOR & CO.
CHARTERED ACCOUNTANTS
FRN:016222N


(CA SATISH KUMAR KAPOOR)
PARTNER
M No:094823

NATIONAL AGRICULTURAL COOPERATIVE MARKETING
FEDERATION OF INDIA LTD, NEW DELHI
CASH FLOW STATEMENT FOR THE YEAR 2020-2021

PARTICULARS	YEAR ENDED 31.03.2021		YEAR ENDED 31.03.2020	
	DETAILS	AMOUNT	DETAILS	AMOUNT
A : CASH FLOW FROM OPERATING ACTIVITIES				
Net Profit as per P & L A/c		2,43,94,70,226		1,65,65,03,493
ADJUSTMENTS FOR :				
Depreciation & Amortisation	8,61,89,014		8,58,09,183	
Depreciation on revalued amount written back	(3,37,82,300)		(3,50,22,077)	
Interest Income	(44,04,42,103)		(16,28,48,413)	
Dividend Income	(86,18,500)		(1,01,18,000)	
Interest Expenses	6,93,78,842		2,67,13,478	
Profit / Loss on sale of fixed assets	5,607		(28,563)	
Fixed assets write off	-	(32,72,69,440)	3,139	(9,54,91,253)
OPERATING PROFIT BEFORE WORKING CAPITAL CHANGES		2,11,22,00,786		1,56,10,12,240
Decrease/(Increase) in Sundry Debtors	(7,96,54,14,130)		(3,49,88,43,535)	
Decrease/(Increase) in amount recoverable from Govt.	(28,32,23,67,907)		(37,47,23,72,750)	
Decrease/(Increases) in Advances to suppliers/other advances	1,00,08,31,586		2,14,35,06,832	
Decrease/(Increase) in Inventories	1,36,67,93,80,692		(16,56,07,14,661)	
Increase in claims	1,05,29,86,508		(3,60,48,20,368)	
Increase/(Decrease) in Current Liability	(61,47,53,24,351)		37,40,80,08,352	
Payment of Education Fund	(3,92,46,438)	40,93,08,45,960	(2,79,31,384)	(21,61,31,67,514)
NET CASH FROM / (USED IN) OPERATING ACTIVITIES : (A)		43,04,30,46,745		(20,05,21,55,274)
B : CASH FLOW FROM INVESTING ACTIVITIES.				
Purchase of Fixed Asset/Adjustment of Construction WIP	(9,68,05,008)		(42,89,30,735)	
Decrease / (increase) in Investment	(90,30,37,400)		-	
Interest Received	44,04,42,103		16,28,48,413	
Dividend Received	86,18,500		1,01,18,000	
Sale of Fixed Assets	1,81,560		3,15,047	
NET CASH FROM / (USED IN) INVESTING ACTIVITIES : (B)		(55,06,00,245)		(25,56,49,275)
C : CASH FLOW FROM FINANCING ACTIVITIES.				
Proceeds from Issuance of Share capital	3,64,30,000.00		1,64,17,500.00	
Increase in General Reserve Fund	-		-	
Increase in share application money	6,27,18,160		(10,29,049)	
Payment of Dividend Fund	(5,55,85,996)		(2,97,55,751)	
Increase in secured loans	(38,71,24,76,487)		25,13,63,48,320	
Interest Paid	(6,93,78,842)		(2,67,13,478)	
NET CASH FROM / (USED IN) FINANCING ACTIVITIES : (C)		(38,73,82,93,165)		25,09,52,67,543
NET INCREASE / (DECREASE) IN CASH & CASH EQUIVALENTS (A+B+C)		3,75,41,53,335		4,78,74,62,994
CASH & CASH EQUIVALENTS AT THE BEGINNING OF PERIOD	(See Note 1)	10,92,22,34,633	(See Note 1)	6,13,47,71,639
CASH & CASH EQUIVALENTS AT THE END OF PERIOD	(See Note 1)	14,67,63,87,968	(See Note 1)	10,92,22,34,633

Notes to Cash flow Statement

1. Cash and Cash equivalents

Cash and Cash equivalents included in the cash flow statement comprise the following

Balance sheet amounts:

	31.03.2021	31.03.2020
Cash in hand and balance with bank	14,67,63,87,968	10,92,22,34,633
	14,67,63,87,968	10,92,22,34,633


(NIDHI SHRIVASTAVA)
GENERAL MANAGER (F&A)


(SANJEEV KUMAR CHADHA)
MANAGING DIRECTOR

AS PER OUR REPORT OF EVEN DATE

FOR APN & ASSOCIATES
CHARTERED ACCOUNTANTS
FRN: 001876N



(CA NARESH CHAND GUPTA)
PARTNER
M No: 087233

Place: New Delhi
Date: 19.08.2021

FOR DINESH JAIN & ASSOCIATES
CHARTERED ACCOUNTANTS
FRN: 001883N



(CA DINESH KUMAR JAIN)
PARTNER
M No: 082033

FOR SATISH K. KAPOOR & CO.
CHARTERED ACCOUNTANTS
FRN: 016232N



(CA SATISH KUMAR KAPOOR)
PARTNER
M No: 094823

**NATIONAL AGRICULTURAL COOPERATIVE MARKETING
FEDERATION OF INDIA LTD, NEW DELHI
SEGMENT REPORT (AS-17) FINANCIAL YEAR 2020-2021**

S. NO.	PARTICULARS	I		II		IV		V		TOTAL FOR THE YEAR 2020-2021		I		II		IV		V		TOTAL FOR THE YEAR 2019-2020					
		AGRICULTURAL BUSINESS	AGRICULTURAL BUSINESS	PSS BUSINESS	PSS BUSINESS	OTHER BUSINESS	OTHER BUSINESS	UNALLOCABLE ITEMS	UNALLOCABLE ITEMS	AGRICULTURAL BUSINESS	AGRICULTURAL BUSINESS	PSS BUSINESS	PSS BUSINESS	OTHER BUSINESS	OTHER BUSINESS	UNALLOCABLE ITEMS	UNALLOCABLE ITEMS	AGRICULTURAL BUSINESS	AGRICULTURAL BUSINESS	PSS BUSINESS	PSS BUSINESS	OTHER BUSINESS	OTHER BUSINESS	UNALLOCABLE ITEMS	UNALLOCABLE ITEMS
A.	SEGMENT REVENUE:																								
i)	SALES	44,88,28,43,969	2,00,32,64,50,586	1,18,76,88,39,135	4,97,13,20,217	3,68,94,94,53,908	10,18,07,27,123	1,43,69,77,39,326	8,93,13,31,339	37,646	1,62,80,98,35,433														
ii)	SERVICE CHARGES (PSF / PSS)	54,24,60,736	1,49,59,36,151	2,53,82,30,853	-	4,57,66,27,740	25,03,83,863	2,31,68,43,628	14,41,73,039	-	2,71,14,00,530														
iii)	OTHER INCOME	1,54,38,296	76,16,84,952	17,54,37,686	32,77,804	95,58,38,739	8,10,18,781	28,00,89,292	9,12,54,668	24,17,87,462	69,41,50,204														
	GROSS SALES/INCOME (i+ii+iii)	45,44,07,43,001	2,02,58,40,71,689	1,21,48,25,07,674	4,97,45,98,023	3,74,48,19,20,387	10,51,21,29,767	1,46,29,46,72,245	9,16,67,59,045	24,18,25,109	1,66,21,53,86,166														
B	SEGMENT RESULTS (GROSS PROFIT)	14,09,10,14,266	(32,51,12,00,091)	22,20,76,40,282	68,63,61,575	4,47,38,16,032	2,76,26,92,039	(12,43,33,44,446)	11,62,03,01,719	71,82,96,090	2,66,79,45,402														
a)	ADD: UNALLOCABLE INCOME	7,57,352	66,61,061	-	63,99,20,891	64,73,39,304	91,92,650	55,38,533	-	33,28,48,540	34,75,79,722														
b)	LESS: UNALLOCABLE EXPENCES	9,53,84,920	1,45,93,792	6,11,43,070	2,53,74,71,205	2,70,85,92,986	-	-	-	1,69,08,28,397	1,69,08,28,397														
c)	PROFIT(a+b-c) BEFORE EXCEPTIONAL ITEMS	13,99,63,86,697	(32,51,91,32,821)	22,14,64,97,213	(1,21,11,88,738)	2,41,25,62,351	2,77,18,84,689	(12,42,78,05,913)	11,62,03,01,719	(63,96,83,768)	1,32,46,96,727														
d)	EXCEPTIONAL ITEMS	-	-	-	2,69,07,876	2,69,07,876	-	-	-	33,18,06,766	33,18,06,766														
e)	PROFIT BEFORE TAX (c+d)	13,99,63,86,697	(32,51,91,32,821)	22,14,64,97,213	(1,18,42,80,863)	2,43,94,70,226	2,77,18,84,689	(12,42,78,05,913)	11,62,03,01,719	(30,78,77,002)	1,65,65,03,493														
C	SEGMENT ASSETS	18,90,65,99,565	2,58,97,97,52,509	11,55,79,99,574	5,83,83,82,485	2,95,28,27,34,132	1,06,84,42,25,000	2,80,62,68,71,153	7,41,33,37,542	-	3,94,88,44,33,694														
a	UNALLOCABLE ASSETS	-	-	-	36,23,55,89,391	36,23,55,89,391	-	-	-	34,41,16,87,017	34,41,16,87,017														
b	TOTAL ASSETS(C+a)	18,90,65,99,565	2,58,97,97,52,509	11,55,79,99,574	42,07,39,71,876	3,31,51,83,23,524	1,06,84,42,25,000	2,80,62,68,71,153	7,41,33,37,542	34,41,16,87,017	4,29,29,61,20,711														
D	SEGMENT LIABILITIES	15,62,75,41,272	2,74,43,38,15,345	7,63,71,61,181	4,69,35,06,557	3,02,39,20,24,355	7,00,01,28,506	3,88,23,00,61,061	7,14,94,95,552	-	4,02,37,96,85,118														
a	UNALLOCABLE LIABILITIES	-	-	-	29,12,62,99,169	29,12,62,99,169	-	-	-	26,91,64,35,593	26,91,64,35,593														
b	TOTAL LIABILITIES (D+a)	15,62,75,41,272	2,74,43,38,15,345	7,63,71,61,181	33,81,98,05,726	3,31,51,83,23,524	7,00,01,28,506	3,88,23,00,61,061	7,14,94,95,552	26,91,64,35,593	4,29,29,61,20,711														
E	CAPITAL EXPENDITURE INCURRED DURING THE YEAR	-	-	-	22,38,14,430	22,38,14,430	-	-	-	42,89,30,734	42,89,30,734														
F	DEPRECIATION	-	-	-	8,61,89,014	8,61,89,014	-	-	-	8,58,09,183	8,58,09,183														
G	NON-CASH EXPENDITURE OTHER THAN DEPRECIATION	-	-	-	1,38,94,63,855	1,38,94,63,855	-	-	-	6,16,98,95,362	6,16,98,95,362														


 (ASHUTOSH MAHAJAN)
 GENERAL MANAGER (F&A)

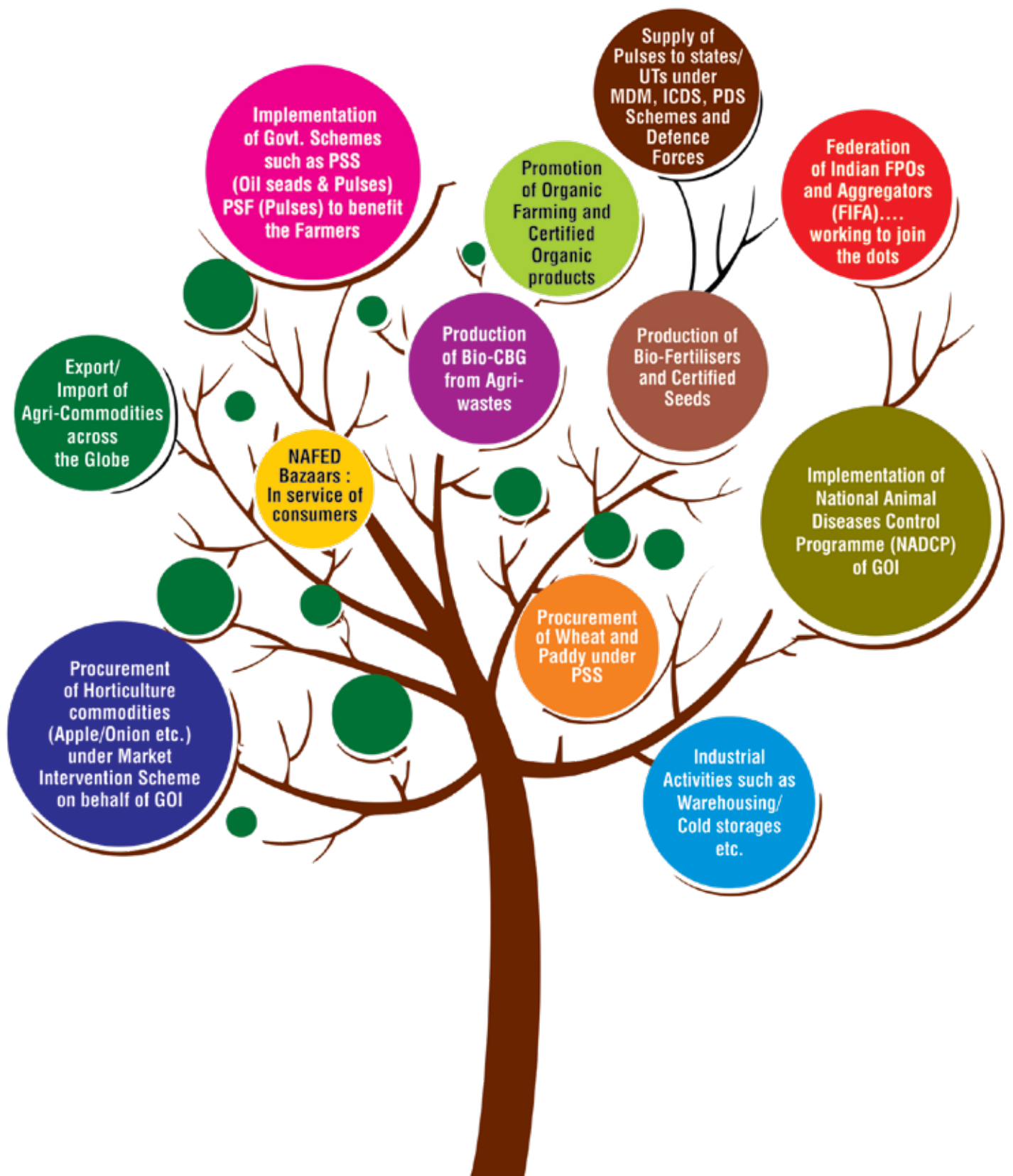

 APN & ASSOCIATES • SINVI/IND/ACC/001/16/19
 NEW DELHI
 FRN: 30016/16/19
 CHARTERED ACCOUNTANTS


 DINESH JAIN & ASSOCIATES • SINVI/IND/ACC/001/16/19
 NEW DELHI
 FRN: 30016/16/19
 CHARTERED ACCOUNTANTS


 SATISH K. KAPOOR & CO. • SINVI/IND/ACC/001/16/19
 NEW DELHI
 FRN: 30016/16/19
 CHARTERED ACCOUNTANTS



 (NEDHI SHRIVASTAVA)
 GENERAL MANAGER (F&A)

Business Verticals of NAFED



Kisan Se.... Kitchen Tak

NAFED Brand Consumer Products





nafed

A Farmers' Cooperative

National Agricultural Cooperative Marketing Federation of India Ltd.

Nafed House, Sidhartha Enclave
Ashram Chowk, Ring Road, New Delhi - 110014
Phone : +91-11-26340019, Twitter : @nafedindia
Website : www.nafed-india.com